



NOTE: KITCHEN AND LIBRARY (SHOWN)
NOT PART OF PERMIT

HANA LEMSEFFER
818-536-2842
hlemseffer@yahoo.com

NECILS LOPEZ
626-712-9969
necilslopez@gmail.com

KIRILL VOLCHINSKIY
415-602-0626
volchinskiy@gmail.com

PROJECT
831 E.BELMONT ST.

OWNER
CITY OF ONTARIO

OPERATED BY
HUERTA DEL VALLE
ONTARIO
COMMUNITY GARDEN

REVISIONS

MARK:	DATE:	BY:
1	6/20/2015	KV

DATE
03/14/2016

SIGNED
NOT FOR
CONSTRUCTION

TITLE
TITLE PAGE

SCALE 1" = 40'

PAGE No:

A0.0

SHEET INDEX:

ARCHITECTURAL

- A0.0 TITLE PAGE
- A0.1 MASTER PLAN
- A0.2 ENLARGED SITE PLAN
- A0.3 GRADING PLAN

- A1.0 AMPHITHEATER PLAN AND SECTION
- A1.1 AMPHITHEATER PLAN AND SECTION
- A1.2 AMPHITHEATER PLAN
- A1.3 AMPHITHEATER VOLUME CALCULATION

PROJECT INFO:

THIS PROJECT PROPOSES THE CONSTRUCTION OF AN AMPHITHEATER. IT IS MADE OUT OF SOIL RETAINED USING RAMMED EARTH TIRES. SOME OF THE DISPLACED SOIL IS GOING TO BE USED FOR FUTURE CONSTRUCTION OF A RAMMED EARTH LIBRARY.

APPLICABLE CODES:

- 2013 CBC/2012 IBC
- 2013 CEC/2011 NEC
- 2013 CMC/2012 UMC
- 2013 CPC/2012 UPC
- 2013 GREEN BUILDING STANDARDS CODE (CALGREEN)
- 2013 CALIFORNIA ENERGY CODE

SCOPE OF PERMIT

SCOPE OF THIS PERMIT APPLIES ONLY TO THE AMPHITHEATER

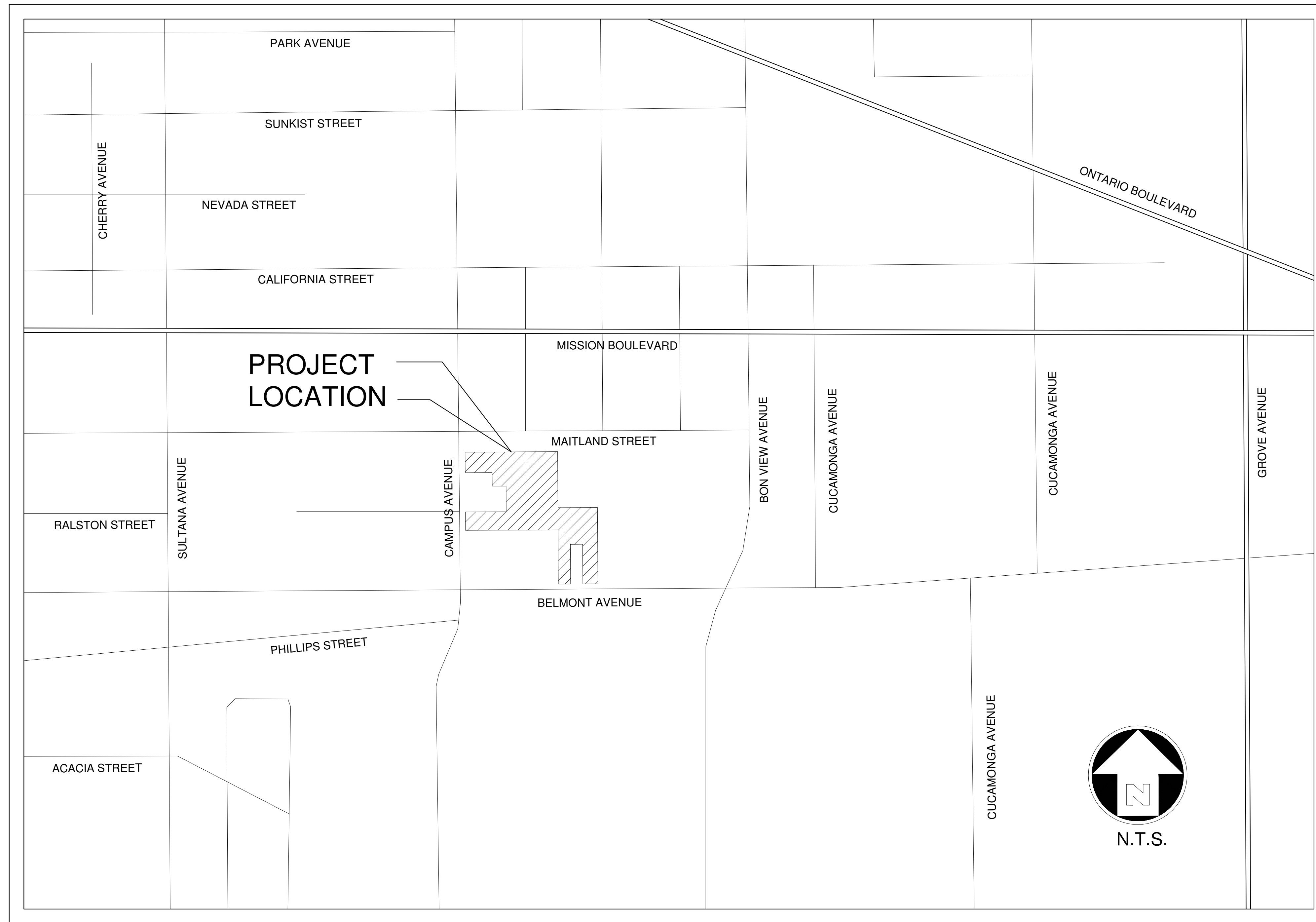
GENERAL NOTES:

AIRPORT NOISE IMPACT ZONE (PART 150): NO BASIC WIND SPEED: Vasd = 85 MPH (CRC) OR Vult = 110 MPH (CBC) EXPOSURE C.

CITY OF ONTARIO REQUIRES ALL NEW BUILDINGS, AND DEMOLITION RENOVATION TENANT IMPROVEMENT PERMIT APPLICANT WITH PROJECT VALUATION OF \$100,000.00 OR MORE TO PREPARE A CONSTRUCTION DEMOLITION RECYCLING PLAN (CDRP). FILL OUT "FORM CDRP" AND SUBMIT TO ONTARIO MUNICIPAL UTILITIES COMPANY SOLID WASTE DEPARTMENT FOR APPROVAL. CALL (909)395-2662 FOR FURTHER INFORMATION & ASSISTANCE.

HUERTA DEL VALLE ONTARIO COMMUNITY GARDEN

LYING WITHIN PORTIONS OF LOT 196 AND LOT 197 OF THE VILLA PLOTS AS RECORDED IN BOOK 6, OF MAPS PAGES 11 RECORDS OF SAN BERNARDINO COUNTY LOCATED IN SECTION 29, TOWNSHIP 1 SOUTH, RANGE 7 WEST, SAN BERNARDINO MERIDIAN. IN THE CITY OF ONTARIO, COUNTY OF SAN BERNARDINO, STATE OF CALIFORNIA



VICINITY MAP

N.T.S.

PROJECT AREA DIMENSIONS:

PERIMETER: 3383.74 FEET
TOTAL AREA: 200783.15 SQ. FEET OR 4.61 ACRES

 HUERTA DEL VALLE
ONTARIO COMMUNITY GARDEN

SURVEYOR'S NOTES:

1. BEARINGS, DISTANCES, AND COORDINATES SHOWN HEREON ARE GRID, BASED ON THE CALIFORNIA STATE PLANE COORDINATE SYSTEM, NAD 83, ZONE 5 (EPOCH 2010.00) ESTABLISHED BY A GPS SURVEY TIED TO CSRC CORS STATIONS "EWPP" & "CNPP". TO OBTAIN GROUND DISTANCES, DIVIDE THE GRID DISTANCE BY AN AVERAGE COMBINED FACTOR OF 0.99995619.

2. ELEVATIONS SHOWN HEREON ARE BASED ON THE NORTH AMERICAN VERTICAL DATUM OF 1988 (NAVD88) ESTABLISHED BY A GPS SURVEY TIED TO CITY OF ONTARIO BENCHMARK M20-1, USING A HIGH RESOLUTION GOEID MODEL (GOEID 12B).

HANA LEMSEFFER
818-536-2842
hlemseffer@yahoo.com

NECILS LOPEZ
626-712-9969
necilslopez@gmail.com

KIRILL VOLCHINSKIY
415-602-0626
volchinskiy@gmail.com

PROJECT
831 E.BELMONT ST.

OWNER
CITY OF ONTARIO

OPERATED BY
HUERTA DEL
VALLEONTARIO
COMMUNITYGARDEN

REVISIONS

MARK:	DATE:	BY:
1	3/31/2015	KV

DATE
03/15/2016

SIGNED
NOT FOR
CONSTRUCTION

TITLE
VICINITY MAP

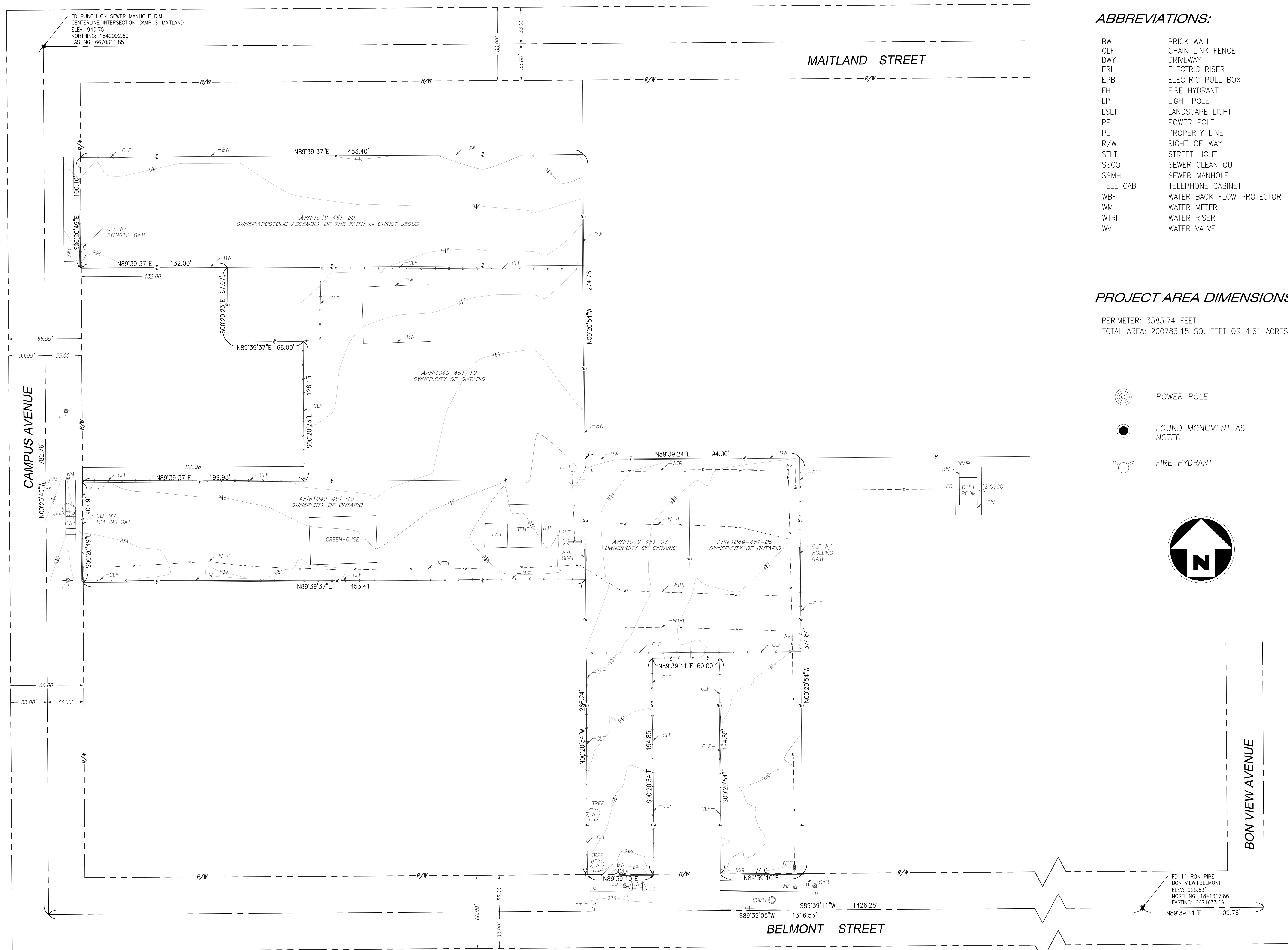
SCALE

PAGE No:

WestLAND
Group, Inc. Land Surveyors • Civil Engineers • GIS

11023 EUCALYPTUS STREET, RANCHO CUCAMONGA, CA 91730
PHONE: (909) 989-9789 FAX: (909) 989-9660

V1.0




ABBREVIATIONS:

- BW BRICK WALL
- CLF CHAIN LINK FENCE
- DWY DRIVEWAY
- ERI ELECTRIC RISER
- EPB ELECTRIC PULL BOX
- FH FIRE HYDRANT
- LP LIGHT POLE
- LSLT LANDSCAPE LIGHT
- PP POWER POLE
- PL PROPERTY LINE
- R/W RIGHT-OF-WAY
- STLT STREET LIGHT
- SSCO SEWER CLEAN OUT
- SSMH SEWER MANHOLE
- TELE CAB TELEPHONE CABINET
- WBF WATER BACK FLOW PROTECTOR
- WM WATER METER
- WTRI WATER RISER
- WV WATER VALVE

PROJECT AREA DIMENSIONS:

PERIMETER: 3383.74 FEET
 TOTAL AREA: 200783.15 SQ. FEET OR 4.61 ACRES

- POWER POLE
- FOUND MONUMENT AS NOTED
- FIRE HYDRANT



HANA LEMSEFFER
 818-536-2842
 hlemseffer@yahoo.com

NECILS LOPEZ
 626-712-9969
 necilslopez@gmail.com

KIRILL VOLCHINSKIY
 415-602-0626
 volchinskiy@gmail.com

PROJECT
831 E.BELMONT ST.

OWNER
CITY OF ONTARIO

OPERATED BY
**HUERTA DEL VALLE
 ONTARIO
 COMMUNITY GARDEN**

REVISIONS		
MARK:	DATE:	BY:

DATE
03/15/2016

SIGNED
**NOT FOR
 CONSTRUCTION**

TITLE
**TOPOGRAPHIC
 EXHIBIT**

SCALE
1" = 40'

PAGE No:
V2.0



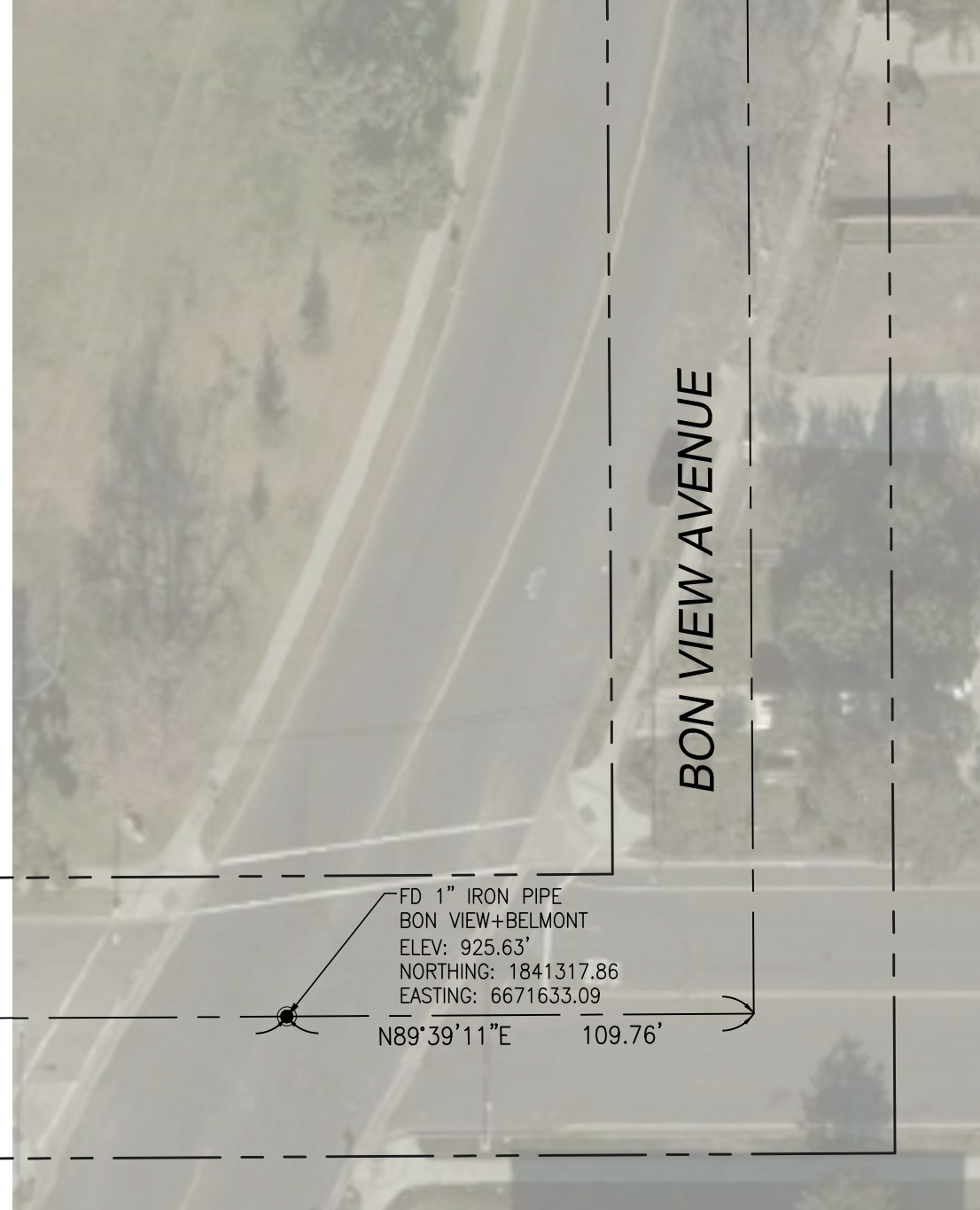

ABBREVIATIONS:

- BW BRICK WALL
- CLF CHAIN LINK FENCE
- DWY DRIVEWAY
- ERI ELECTRIC RISER
- EPB ELECTRIC PULL BOX
- FH FIRE HYDRANT
- LP LIGHT POLE
- LSLT LANDSCAPE LIGHT
- PP POWER POLE
- PL PROPERTY LINE
- R/W RIGHT-OF-WAY
- STLT STREET LIGHT
- SSCO SEWER CLEAN OUT
- SSMH SEWER MANHOLE
- TELE CAB TELEPHONE CABINET
- WBF WATER BACK FLOW PROTECTOR
- WM WATER METER
- WTRI WATER RISER
- WV WATER VALVE

PROJECT AREA DIMENSIONS:

PERIMETER: 3383.74 FEET
 TOTAL AREA: 200783.15 SQ. FEET OR 4.61 ACRES

- POWER POLE
- FOUND MONUMENT AS NOTED
- FIRE HYDRANT



HANA LEMSEFFER
 818-536-2842
 hlemseffer@yahoo.com

NECILS LOPEZ
 626-712-9969
 necilslopez@gmail.com

KIRILL VOLCHINSKIY
 415-602-0626
 volchinskiy@gmail.com

PROJECT
 831 E.BELMONT ST.

OWNER
 CITY OF ONTARIO

OPERATED BY
 HUERTA DEL VALLE
 ONTARIO
 COMMUNITY GARDEN

REVISIONS

MARK:	DATE:	BY:
1	6/20/2015	KV

DATE
 03/14/2016

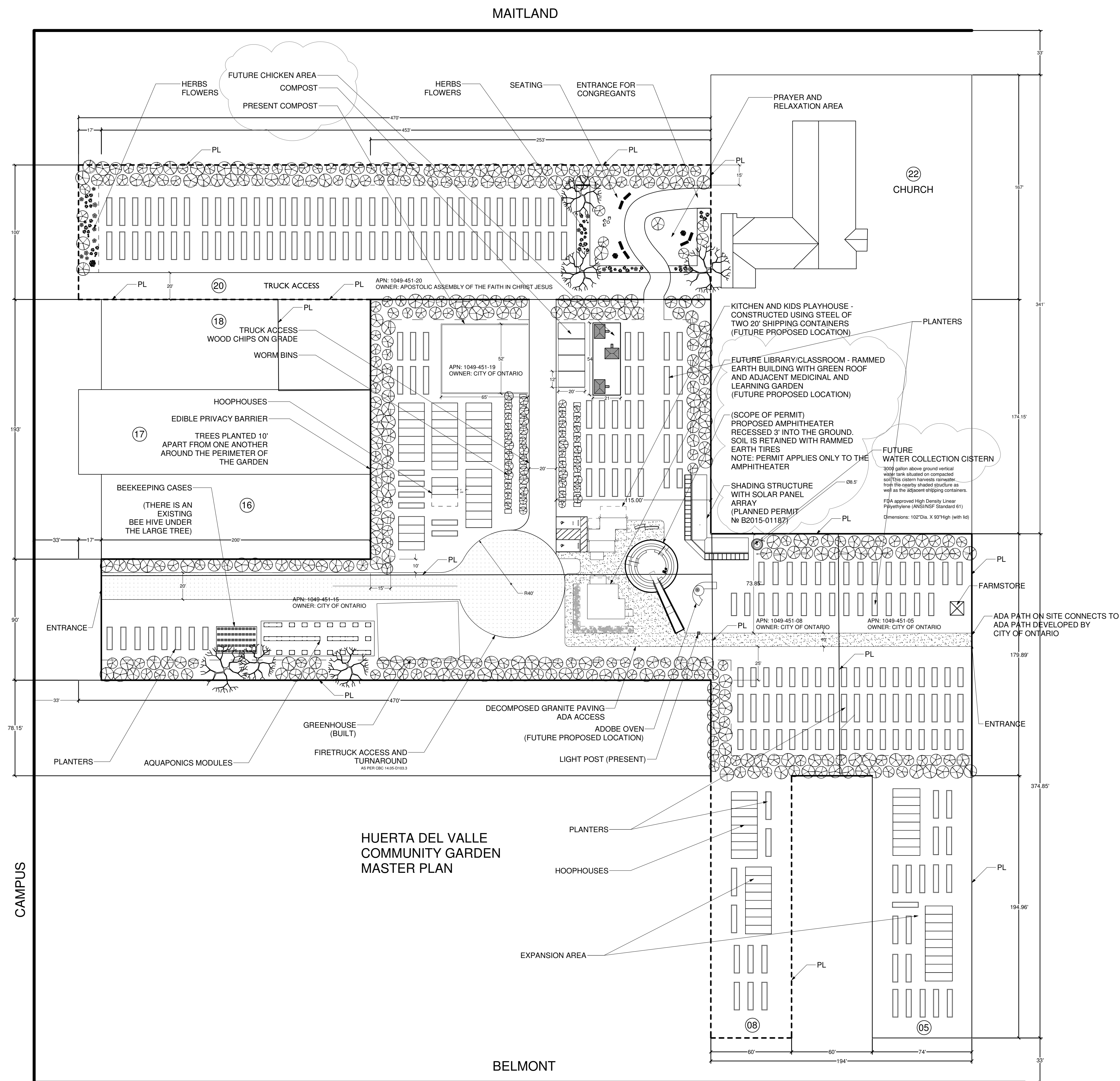
SIGNED
 NOT FOR
 CONSTRUCTION

TITLE
 TOPOGRAPHIC
 EXHIBIT WITH
 AERIAL IMAGE

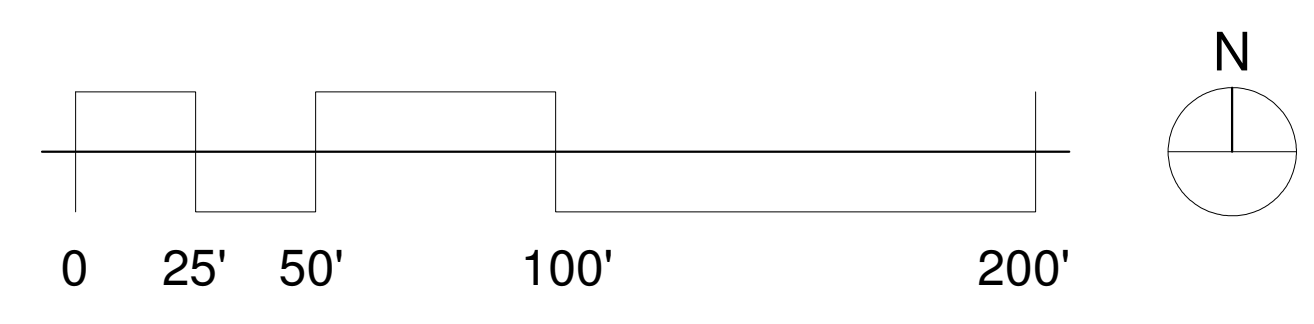
SCALE 1" = 40'

PAGE No:

V2.1



**HUERTA DEL VALLE
COMMUNITY GARDEN
MASTER PLAN**



HANA LEMSEFFER
818-536-2842
hlemseffer@yahoo.com

NECILS LOPEZ
626-712-9969
necilslopez@gmail.com

KIRILL VOLCHINSKIY
415-602-0626
volchinskiy@gmail.com

PROJECT
831 E. BELMONT ST.

OWNER
CITY OF ONTARIO

OPERATED BY
HUERTA DEL VALLE
ONTARIO
COMMUNITY GARDEN

REVISIONS

MARK:	DATE:	BY:
1	6/20/2015	KV

DATE
03/14/2016

SIGNED
NOT FOR
CONSTRUCTION

TITLE
MASTER PLAN

SCALE 1" = 40'

PAGE No:

HANA LEMSEFFER
818-536-2842
hlemseffer@yahoo.com

NECILS LOPEZ
626-712-9969
necilslopez@gmail.com

KIRILL VOLCHINSKIY
415-602-0626
volchinskiy@gmail.com

PROJECT
831 E. BELMONT ST.

OWNER
CITY OF ONTARIO

OPERATED BY
HUERTA DEL VALLE
ONTARIO
COMMUNITY GARDEN

REVISIONS

MARK:	DATE:	BY:
1	6/20/2015	KV

DATE
03/14/2016

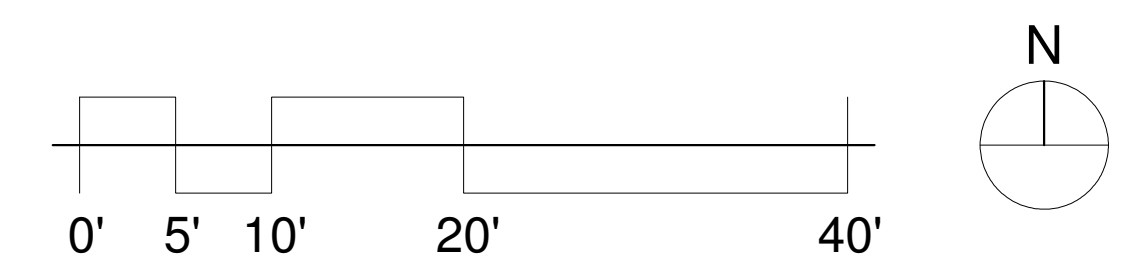
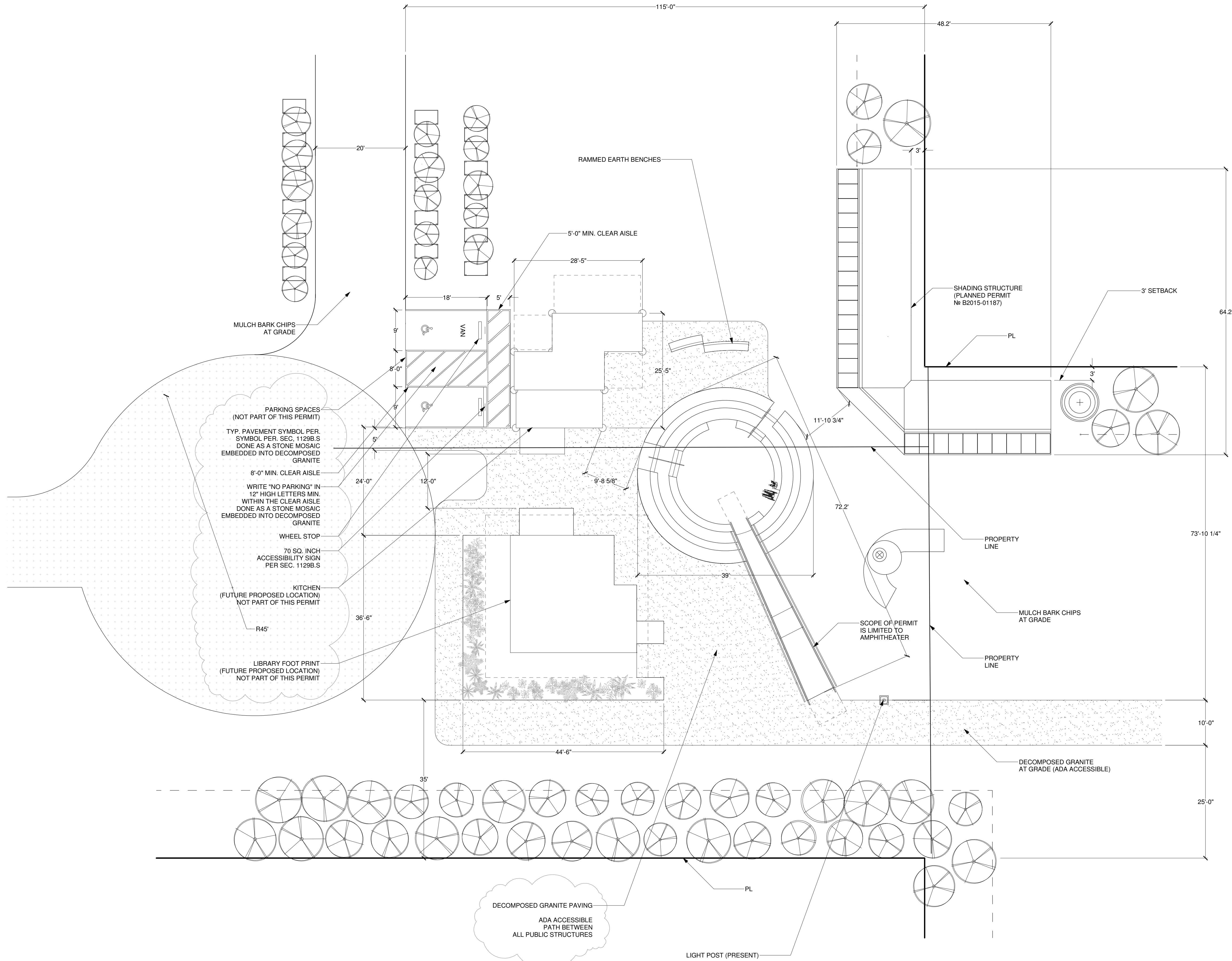
SIGNED
NOT FOR
CONSTRUCTION

TITLE
SITE PLAN

SCALE 1" = 10'

PAGE No:

A0.2



HANA LEMSEFFER
818-536-2842
hlemseffer@yahoo.com

NECILS LOPEZ
626-712-9969
necilslopez@gmail.com

KIRILL VOLCHINSKIY
415-602-0626
volchinskiy@gmail.com

PROJECT
831 E.BELMONT ST.

OWNER
CITY OF ONTARIO

OPERATED BY
HUERTA DEL VALLE
ONTARIO COMMUNITY
GARDEN

REVISIONS

MARK:	DATE:	BY:
1	3/31/2015	KV

DATE
03/13/2016

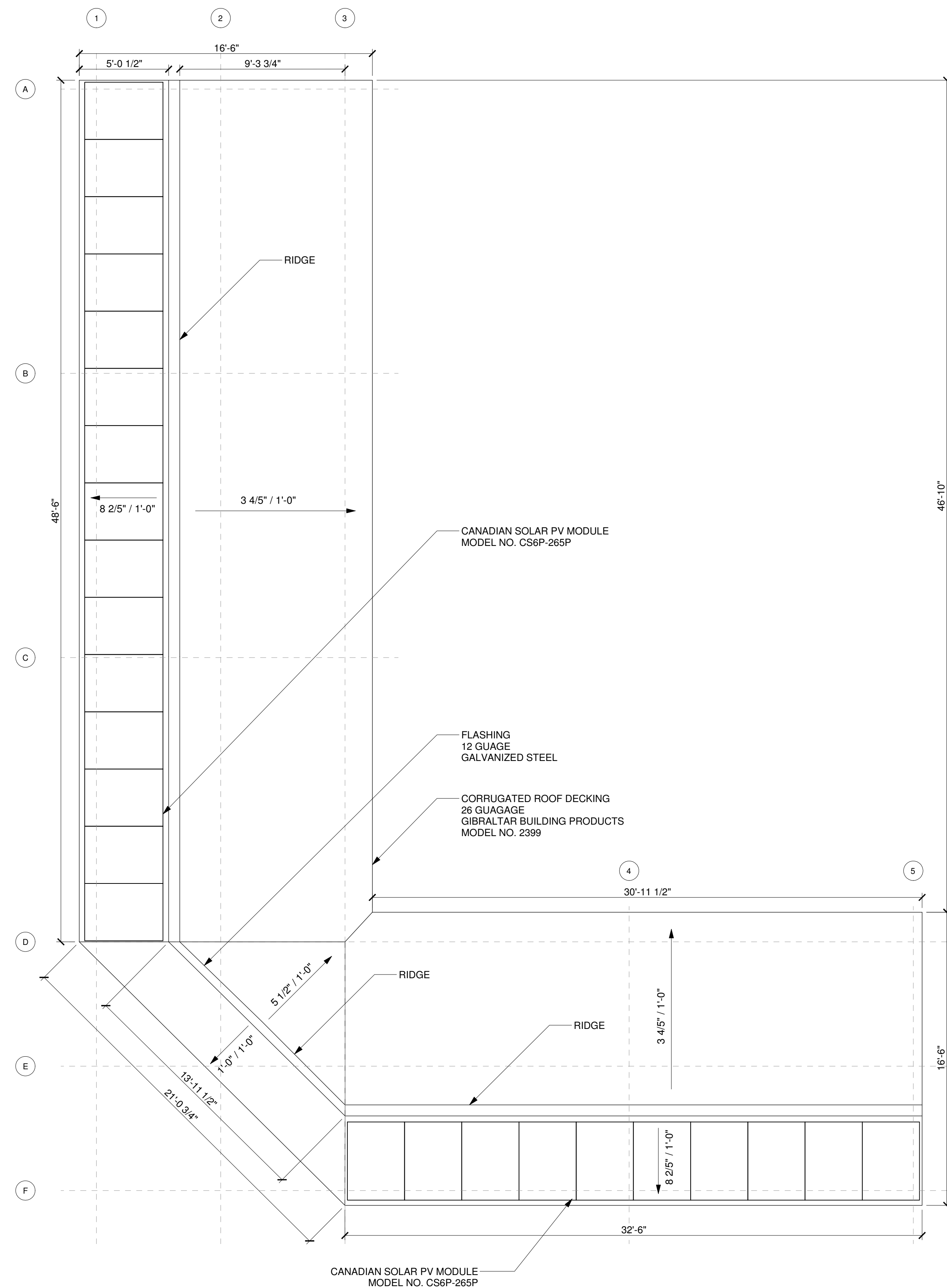
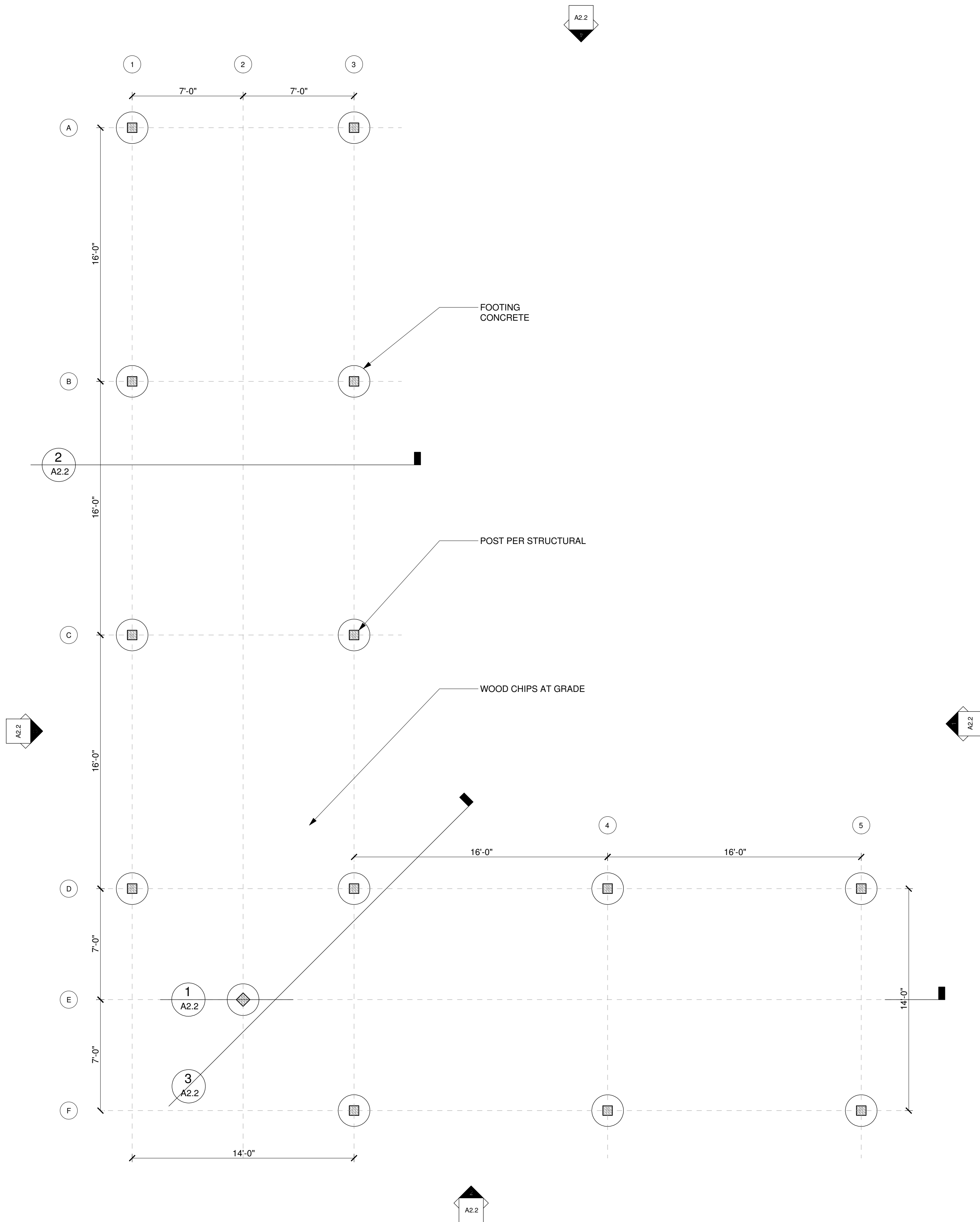
SIGNED
NOT FOR
CONSTRUCTION

TITLE
SHADE STRUCTURE
PLAN

SCALE 1/4" = 1'

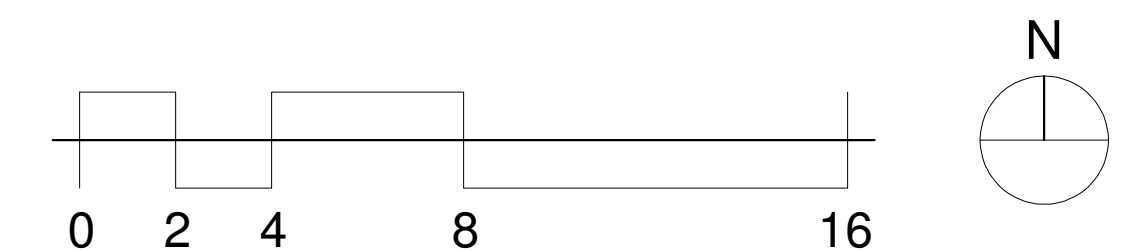
PAGE No:

A2.0



1 FLOOR PLAN
SCALE 1/4" = 1'

2 ROOF PLAN
SCALE 1/4" = 1'



HANA LEMSEFFER
818-536-2842
hlemseffer@yahoo.com

NECILS LOPEZ
626-712-9969
necilslopez@gmail.com

KIRILL VOLCHINSKIY
415-602-0626
volchinskiy@gmail.com

PROJECT
831 E. BELMONT ST.

OWNER
CITY OF ONTARIO

OPERATED BY
HUERTA DEL VALLE
ONTARIO COMMUNITY
GARDEN

REVISIONS

MARK:	DATE:	BY:
1	3/31/2015	KV

DATE
03/13/2016

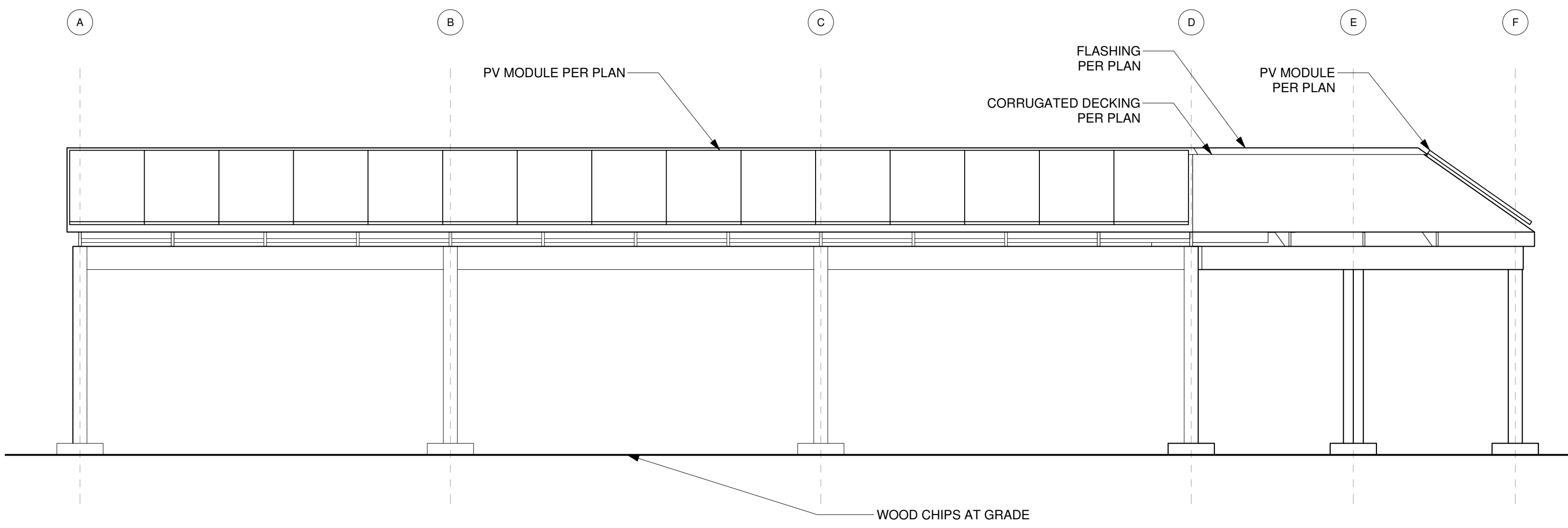
SIGNED
NOT FOR
CONSTRUCTION

TITLE
SHADE STRUCTURE
ELEVATIONS

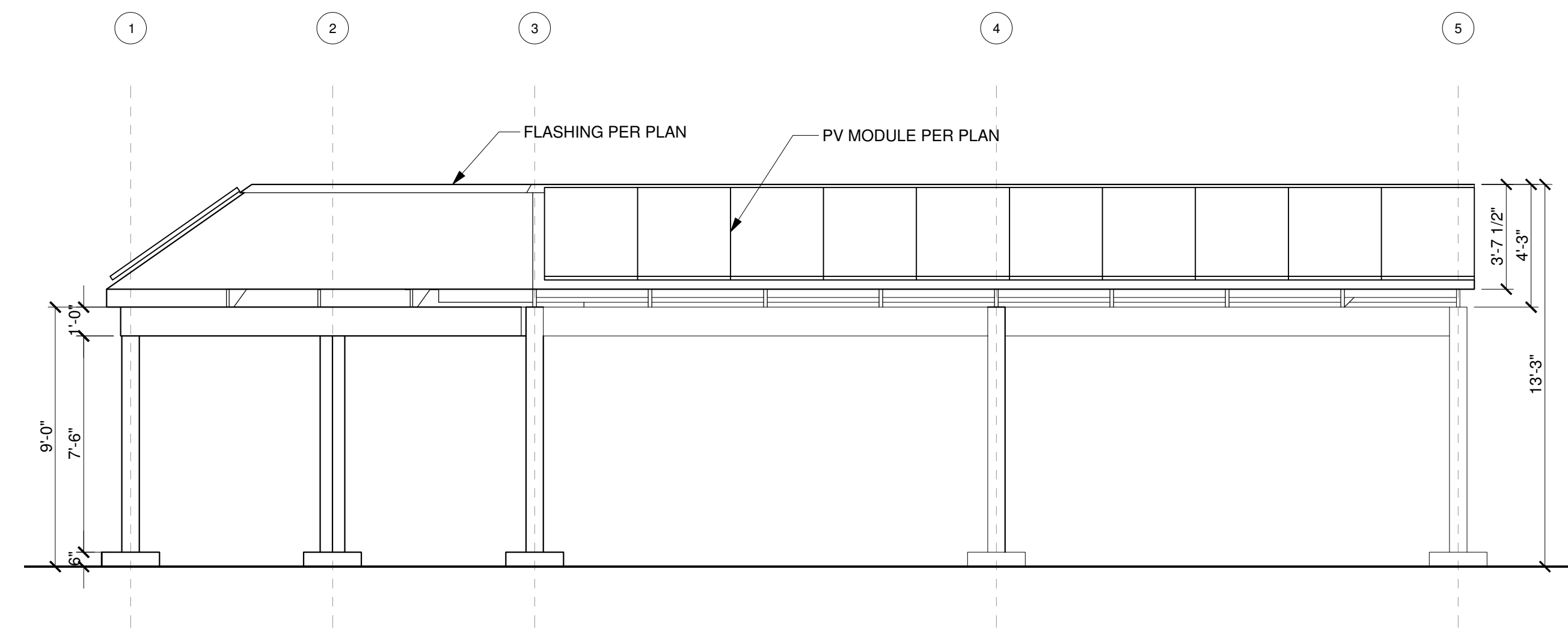
SCALE 1/4" = 1'

PAGE No:

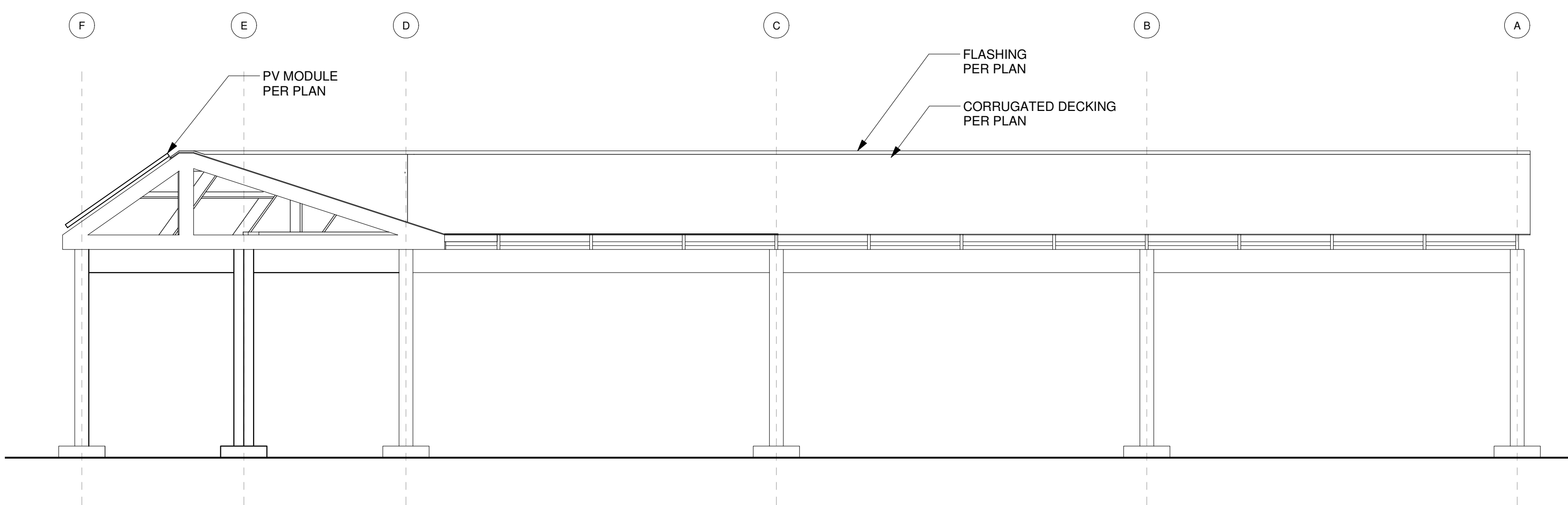
A2.1



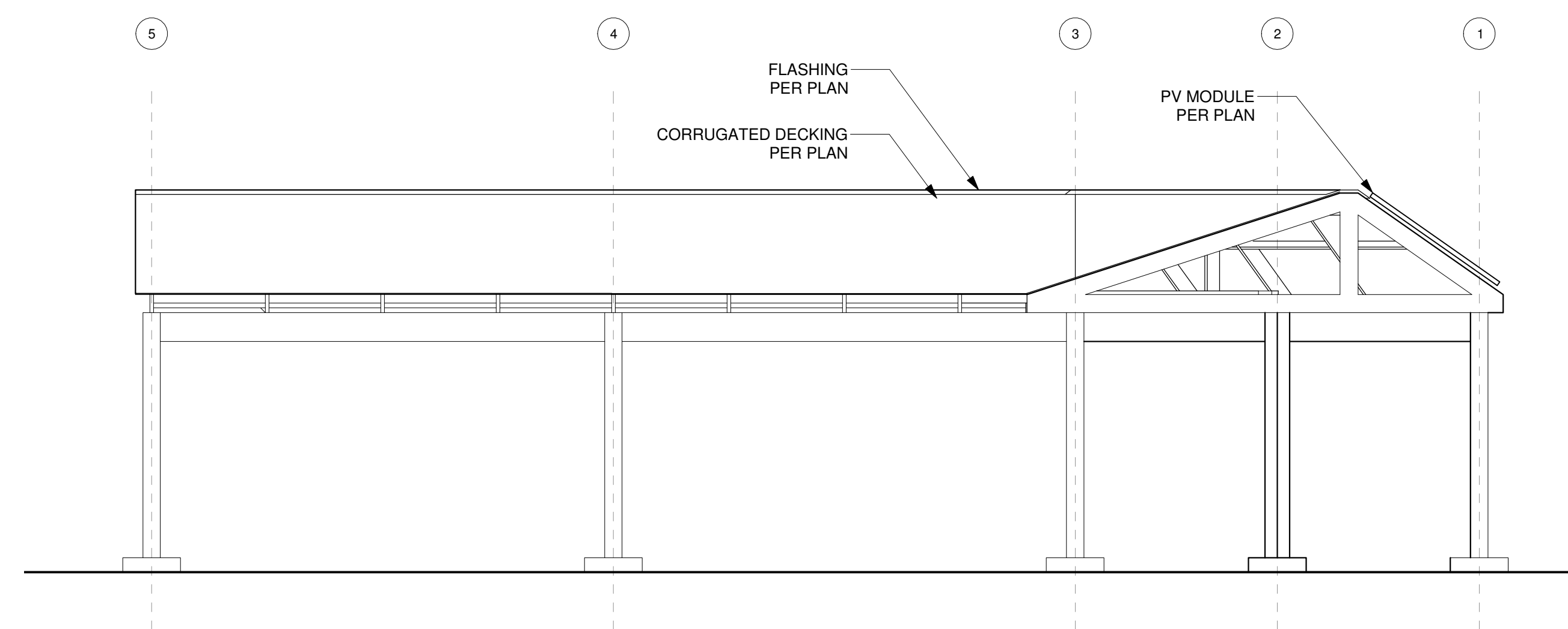
1 WEST ELEVATION
SCALE 1/4" = 1'



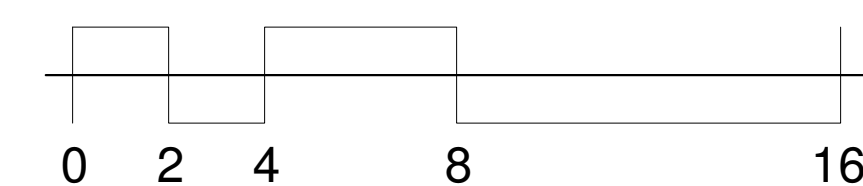
2 SOUTH ELEVATION
SCALE 1/4" = 1'



3 EAST ELEVATION
SCALE 1/4" = 1'



4 NORTH ELEVATION
SCALE 1/4" = 1'



HANA LEMSEFFER
818-536-2842
hlemseffer@yahoo.com

NECILS LOPEZ
626-712-9969
necilslopez@gmail.com

KIRILL VOLCHINSKIY
415-602-0626
volchinskiy@gmail.com

PROJECT
831 E. BELMONT ST.

OWNER
CITY OF ONTARIO

OPERATED BY
HUERTA DEL VALLE
ONTARIO COMMUNITY
GARDEN

REVISIONS

MARK:	DATE:	BY:
1	3/31/2015	KV

DATE
03/13/2016

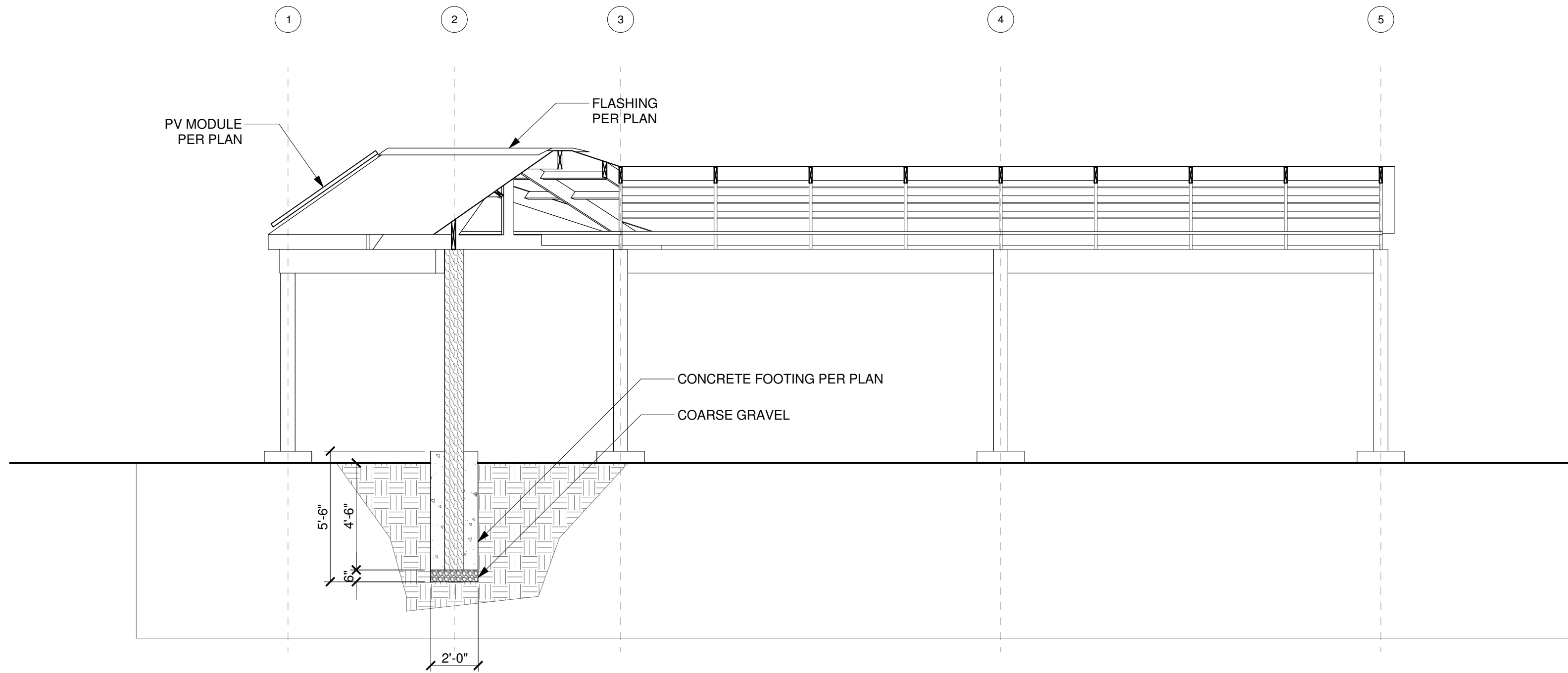
SIGNED
NOT FOR
CONSTRUCTION

TITLE
SHADE STRUCTURE
SECTIONS

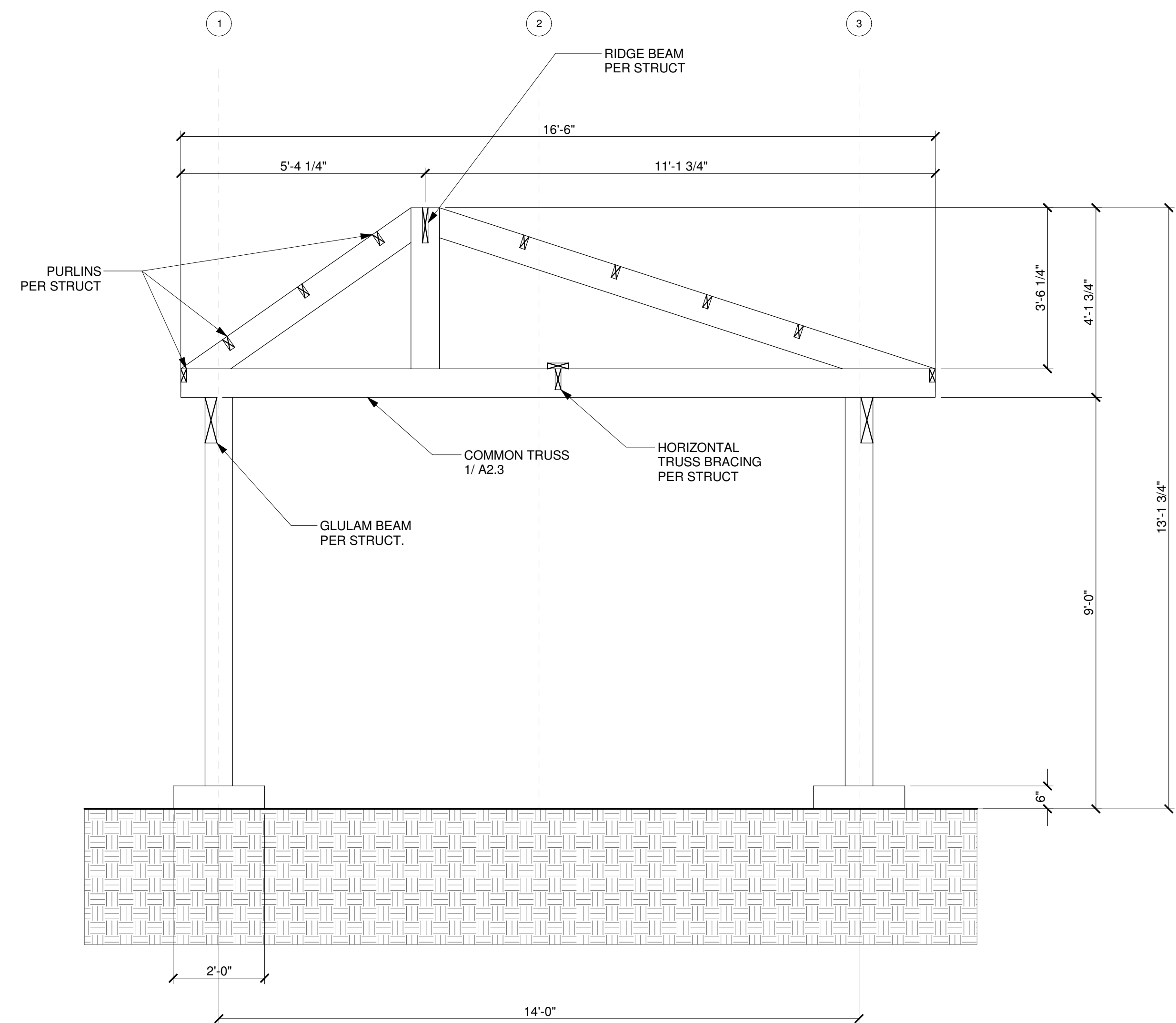
SCALE 1/2" = 1'

PAGE No:

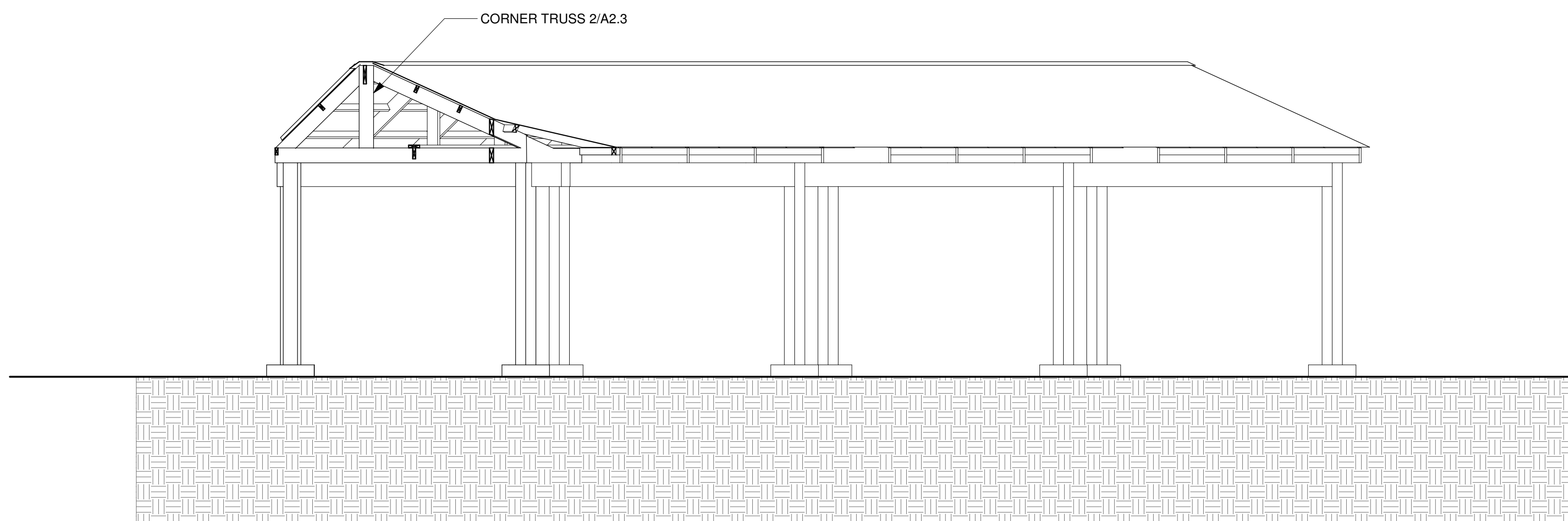
A2.2



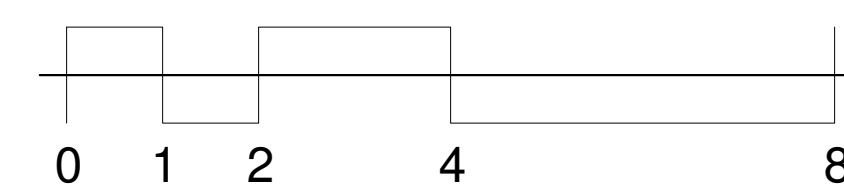
1 WEST ELEVATION
SCALE 1/4" = 1'



2 SECTION
SCALE 1/2" = 1'



3 SECTION
SCALE 1/4" = 1'



HANA LEMSEFFER
818-536-2842
hlemseffer@yahoo.com

NECILS LOPEZ
626-712-9969
necilslopez@gmail.com

KIRILL VOLCHINSKIY
415-602-0626
volchinskiy@gmail.com

PROJECT
831 E.BELMONT ST.

OWNER
CITY OF ONTARIO

OPERATED BY
HUERTA DEL VALLE
ONTARIO COMMUNITY
GARDEN

REVISIONS

MARK:	DATE:	BY:
1	3/31/2015	KV

DATE
03/13/2016

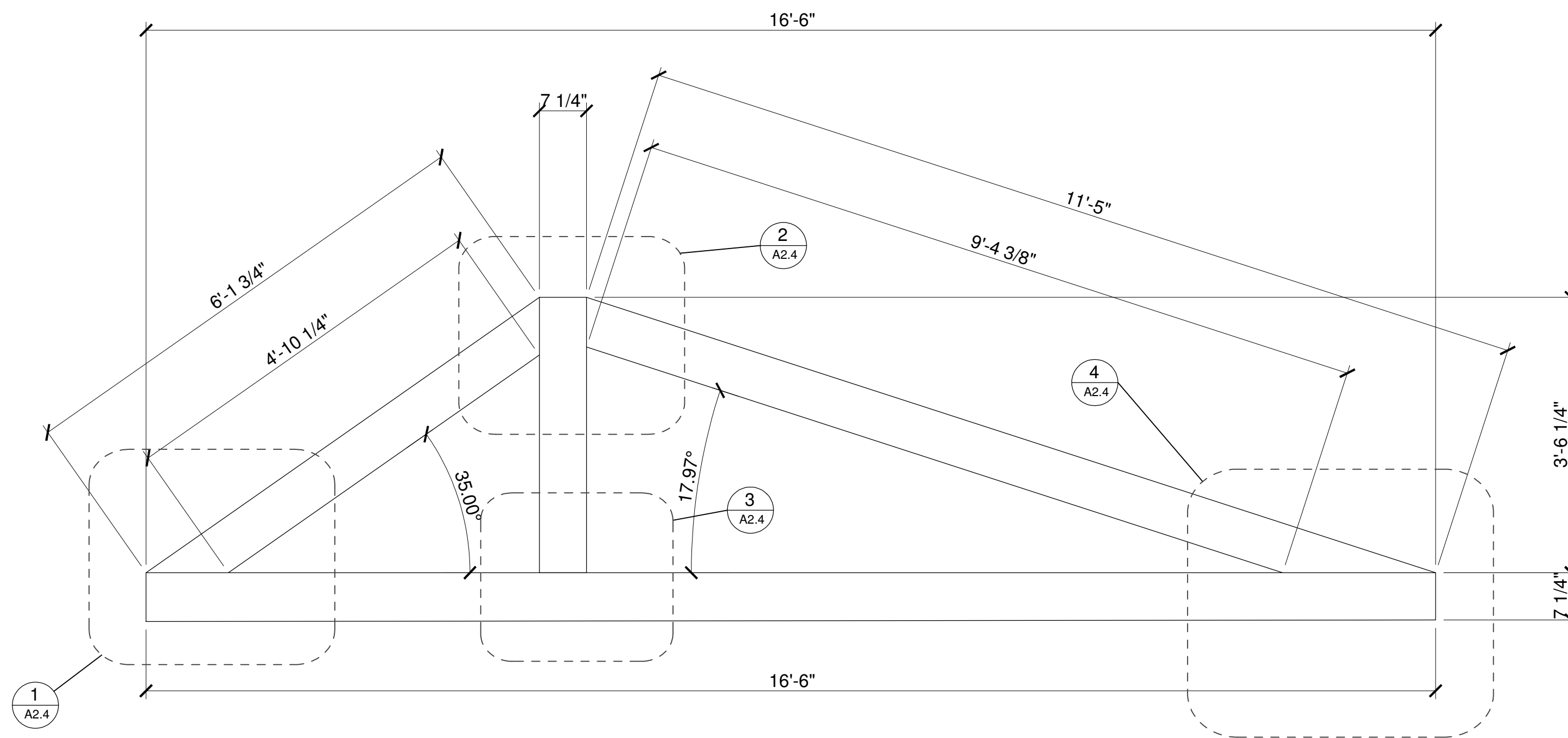
SIGNED
NOT FOR
CONSTRUCTION

TITLE
SHADE STRUCTURE
TRUSS PROFILES

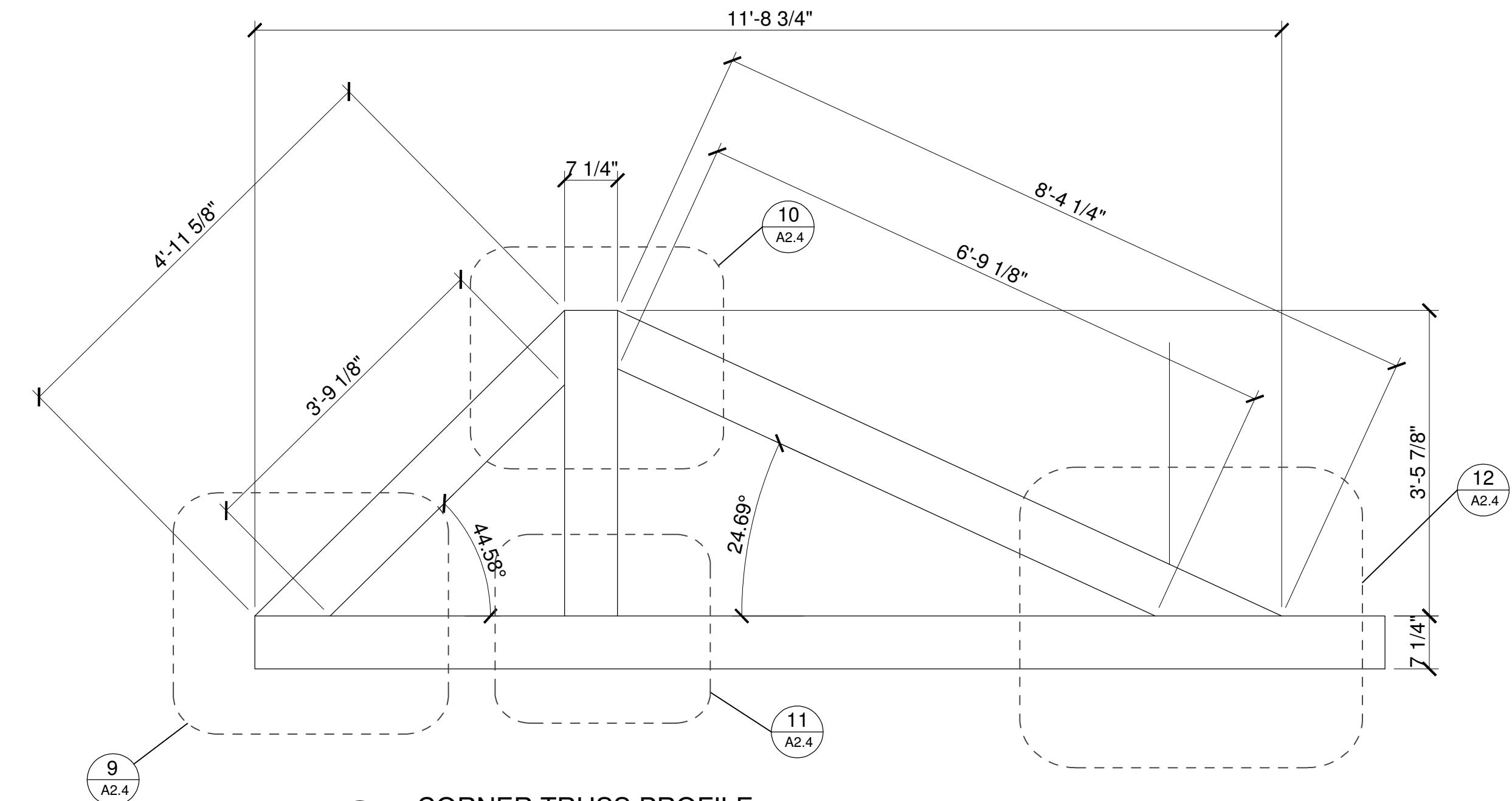
SCALE 3/4" = 1'

PAGE No:

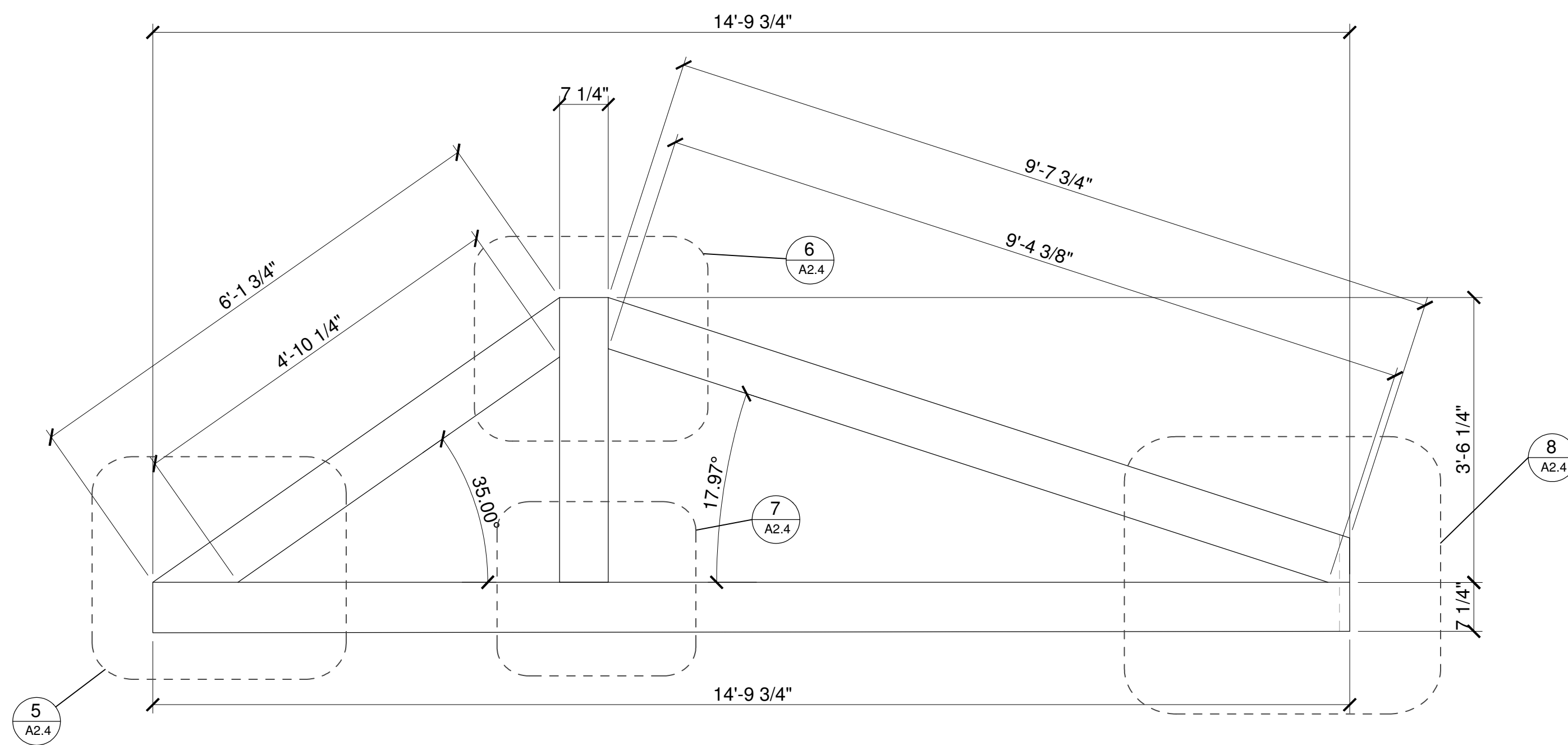
A2.3



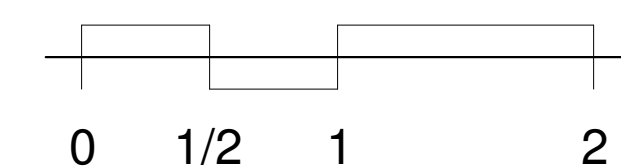
1 COMMON TRUSS PROFILE (and section in progress)
SCALE 1/2" = 1'



2 CORNER TRUSS PROFILE
SCALE 3/4" = 1'



1 BEGINNING BAY TRUSS PROFILE
SCALE 3/4" = 1'



HANA LEMSEFFER
818-536-2842
hlemseffer@yahoo.com

NECILS LOPEZ
626-712-9969
necilslopez@gmail.com

KIRILL VOLCHINSKIY
415-602-0626
volchinskiy@gmail.com

PROJECT
831 E.BELMONT ST.

OWNER
CITY OF ONTARIO

OPERATED BY
HUERTA DEL VALLE
ONTARIO COMMUNITY
GARDEN

REVISIONS

MARK:	DATE:	BY:
1	3/31/2015	KV

DATE
03/13/2016

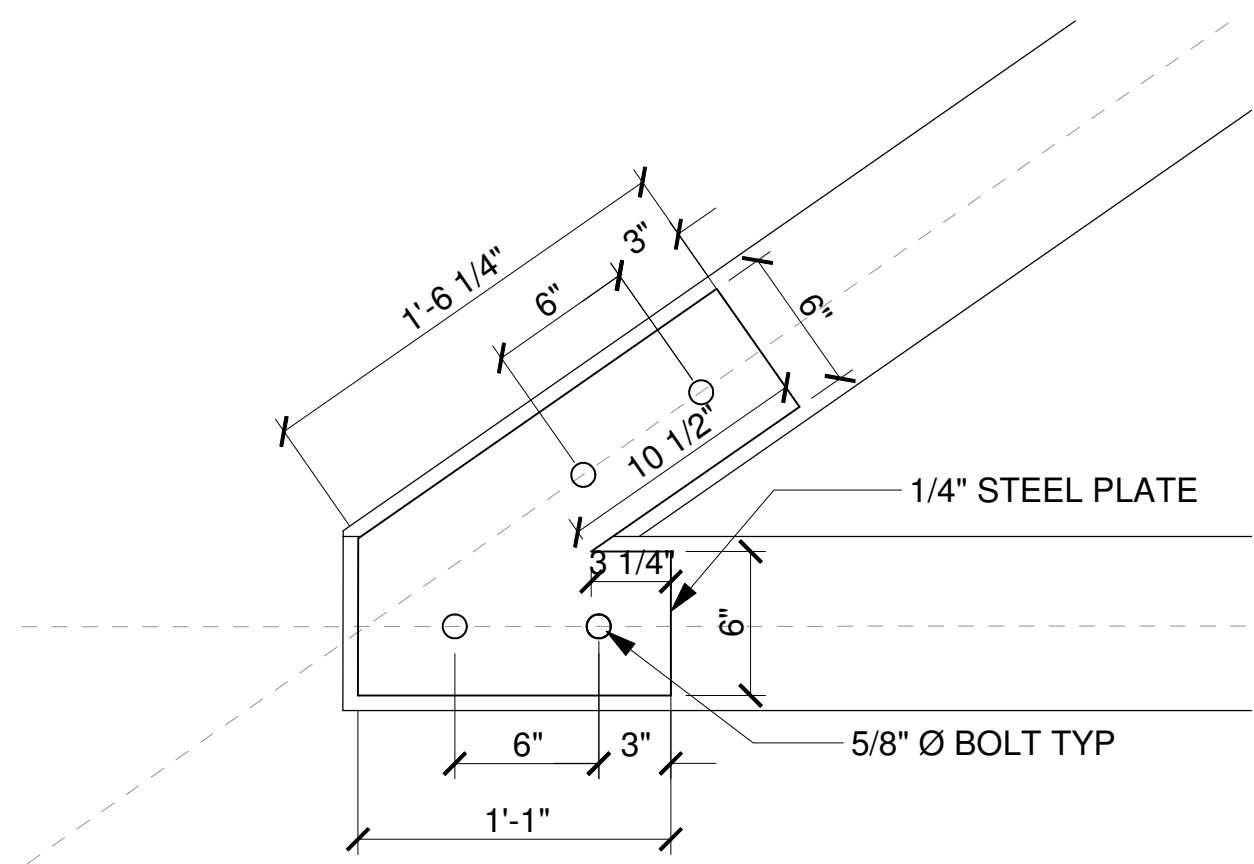
SIGNED
NOT FOR
CONSTRUCTION

TITLE
SHADE STRUCTURE
TRUSS PLATE DETAILS

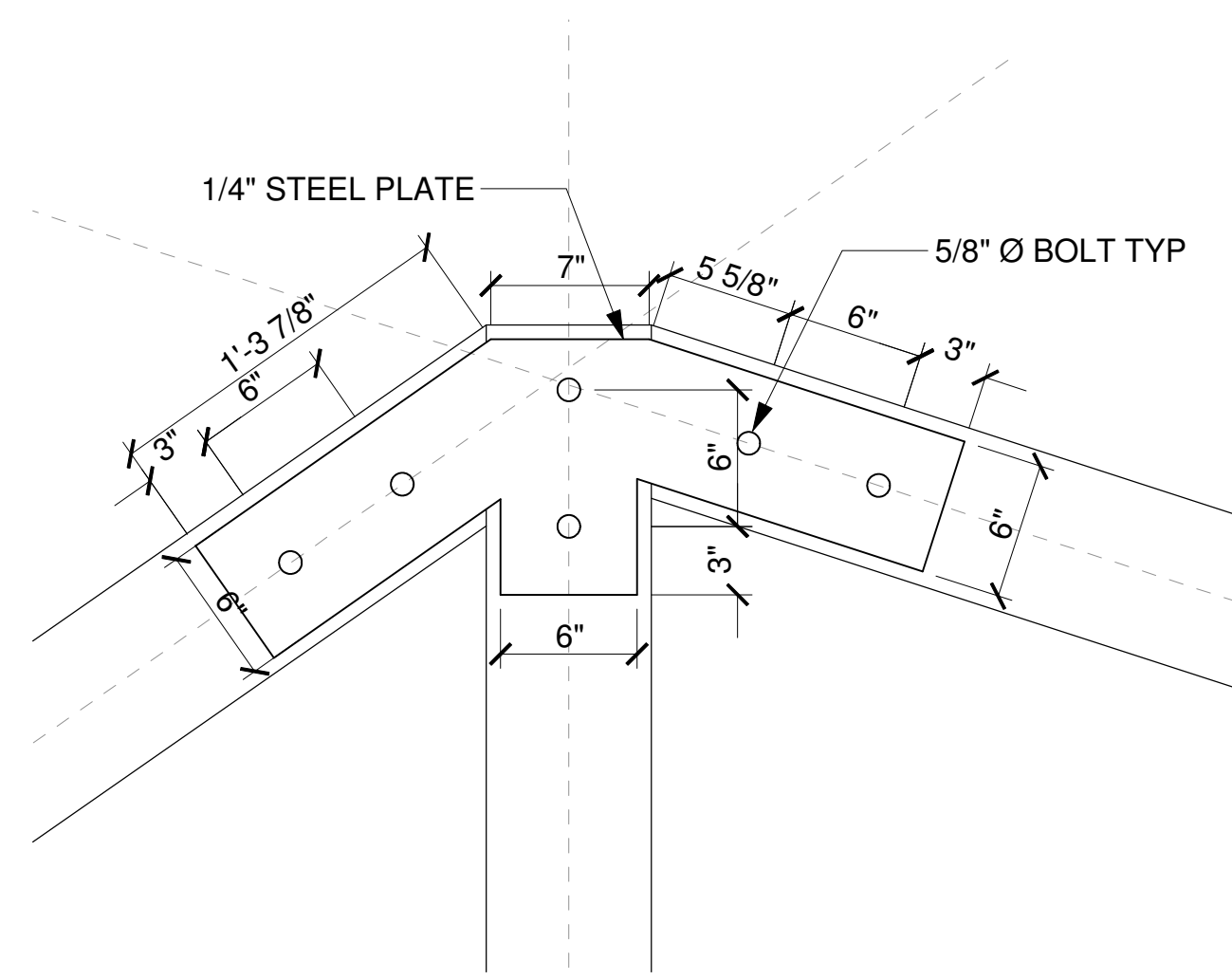
SCALE 1 1/2" = 1'

PAGE No:

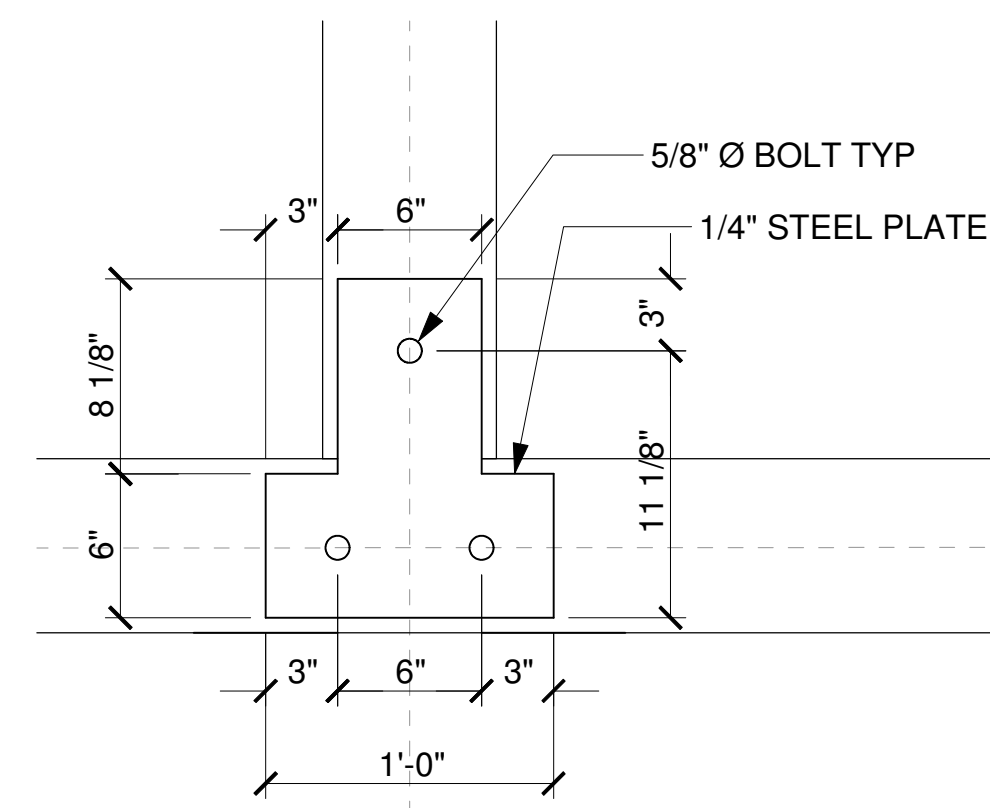
A2.4



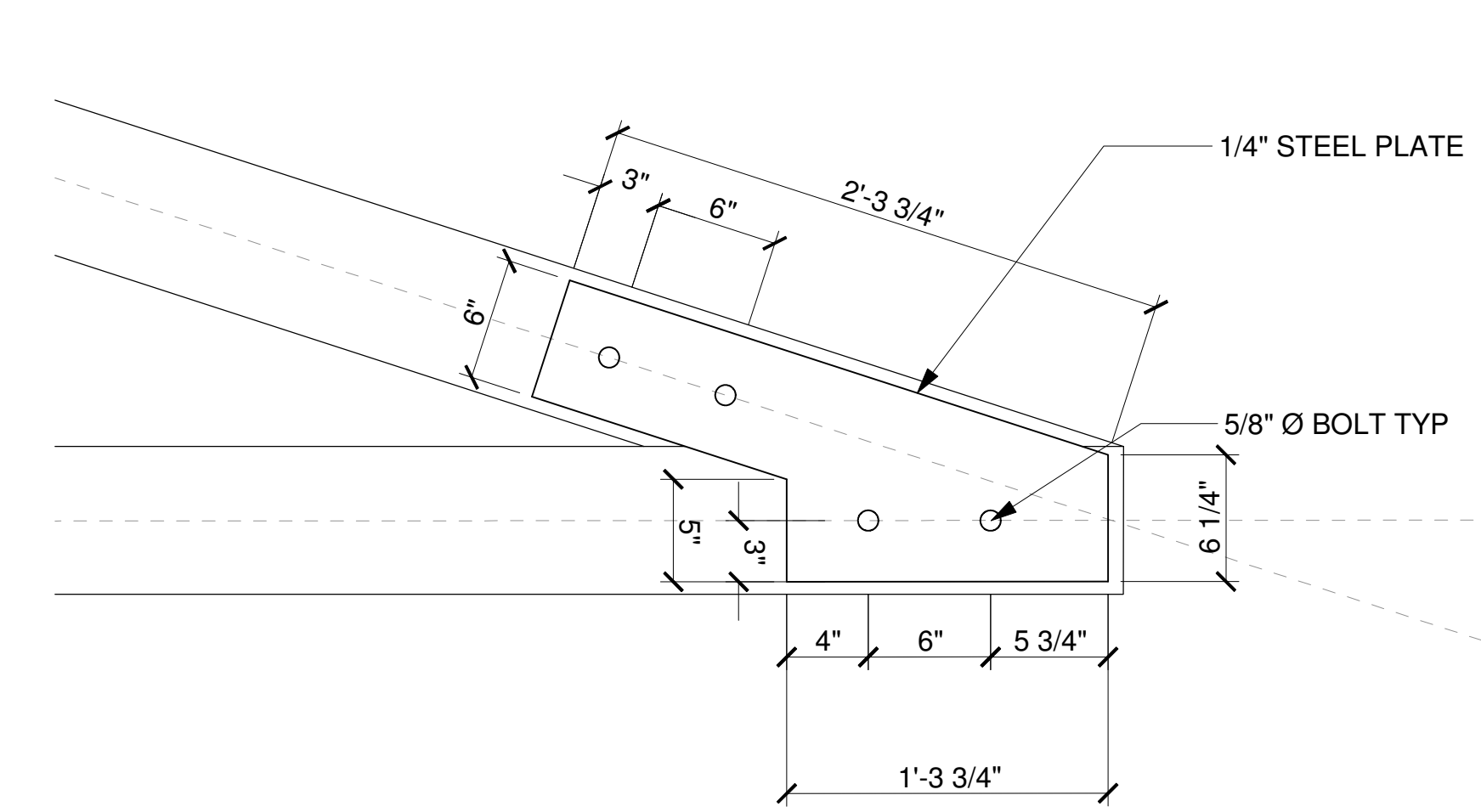
1 COMMON TRUSS PLATE DETAIL
SCALE 1 1/2" = 1'



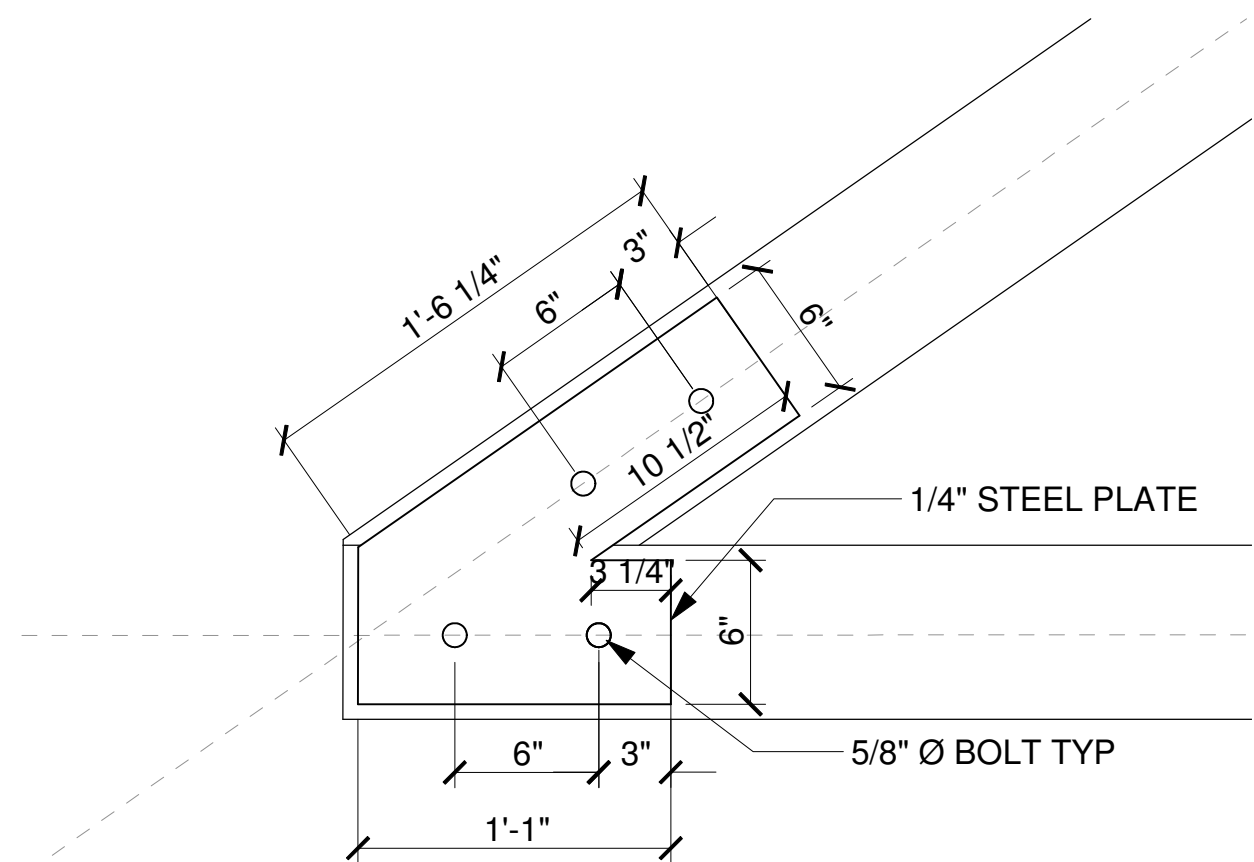
2 COMMON TRUSS PLATE DETAIL
SCALE 1 1/2" = 1'



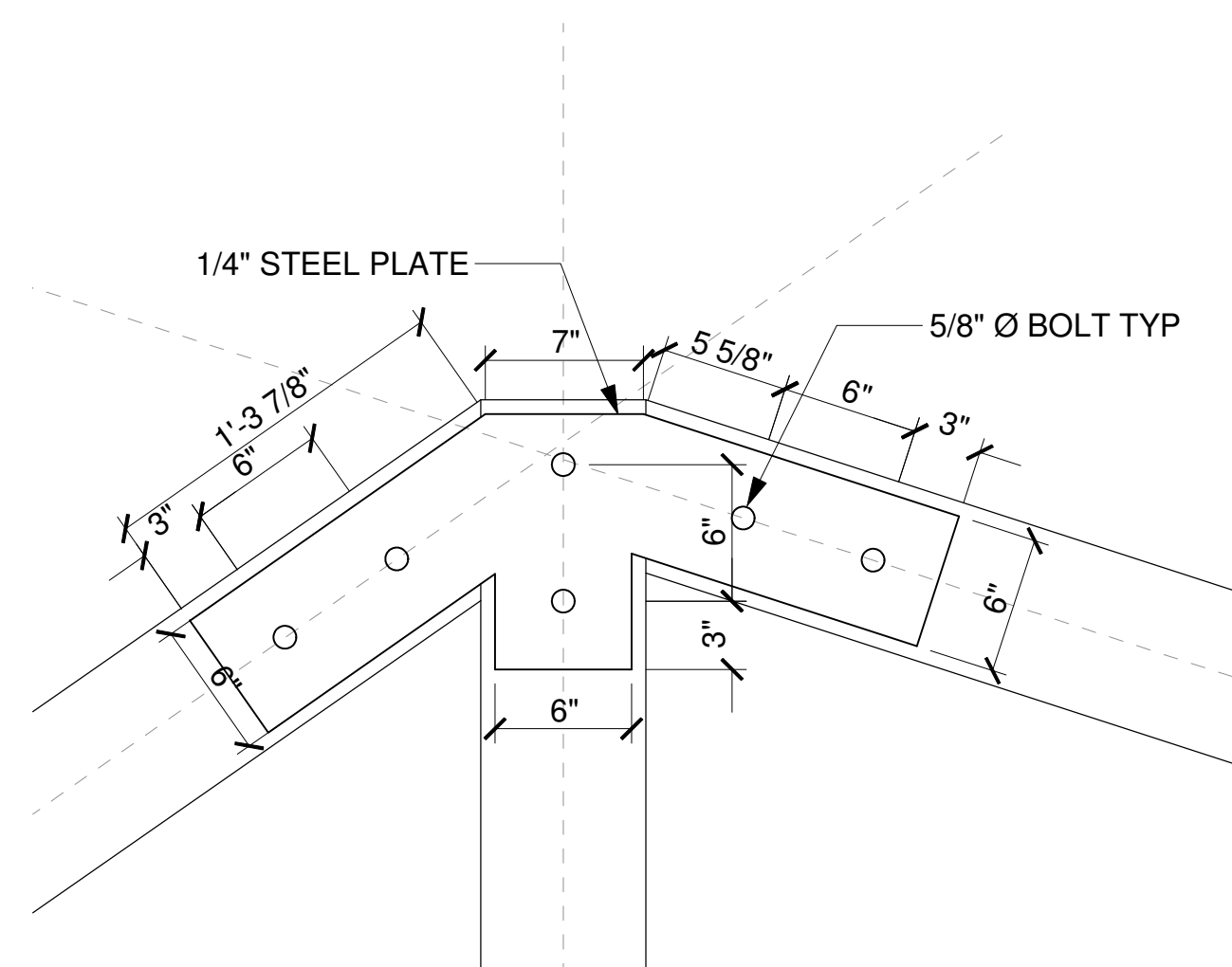
3 COMMON TRUSS PLATE DETAIL
SCALE 1 1/2" = 1'



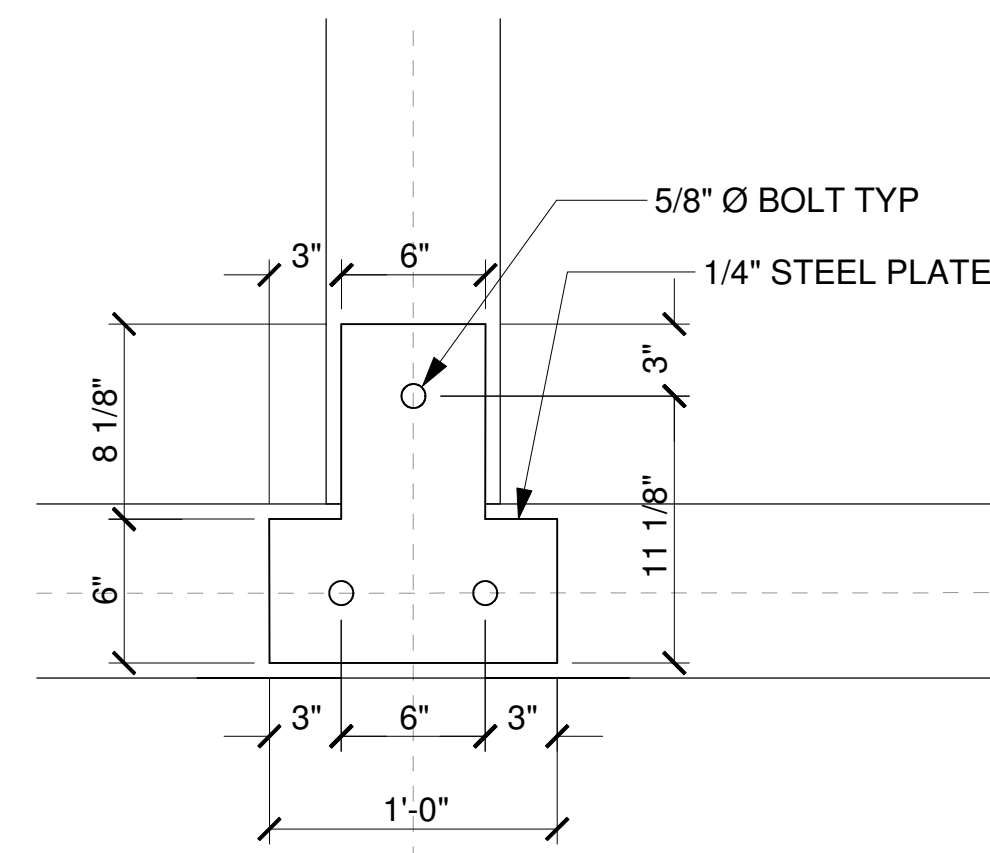
4 COMMON TRUSS PLATE DETAIL
SCALE 1 1/2" = 1'



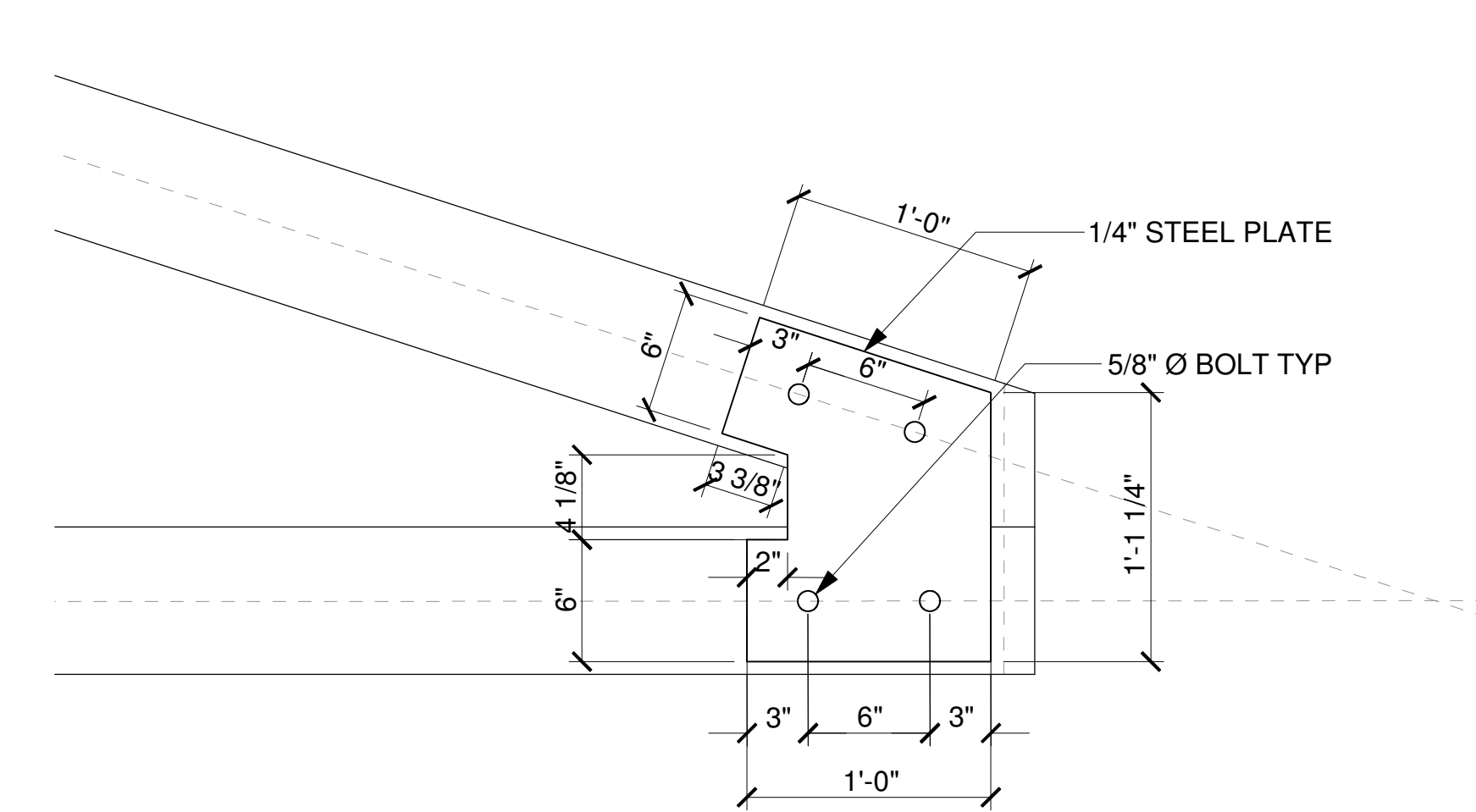
5 BEGINNING BAY TRUSS PLATE DETAIL
SCALE 1 1/2" = 1'



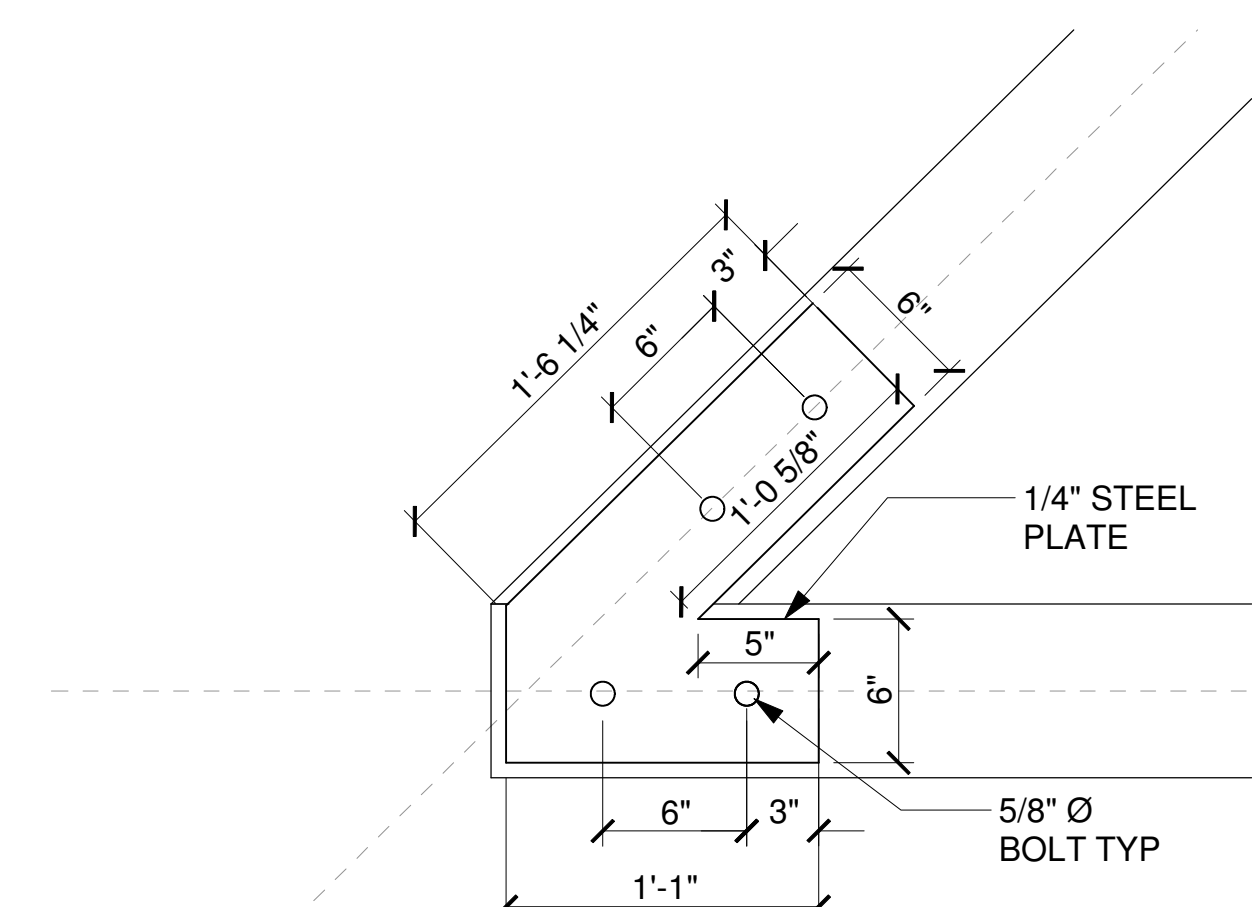
6 BEGINNING BAY TRUSS PLATE DETAIL
SCALE 1 1/2" = 1'



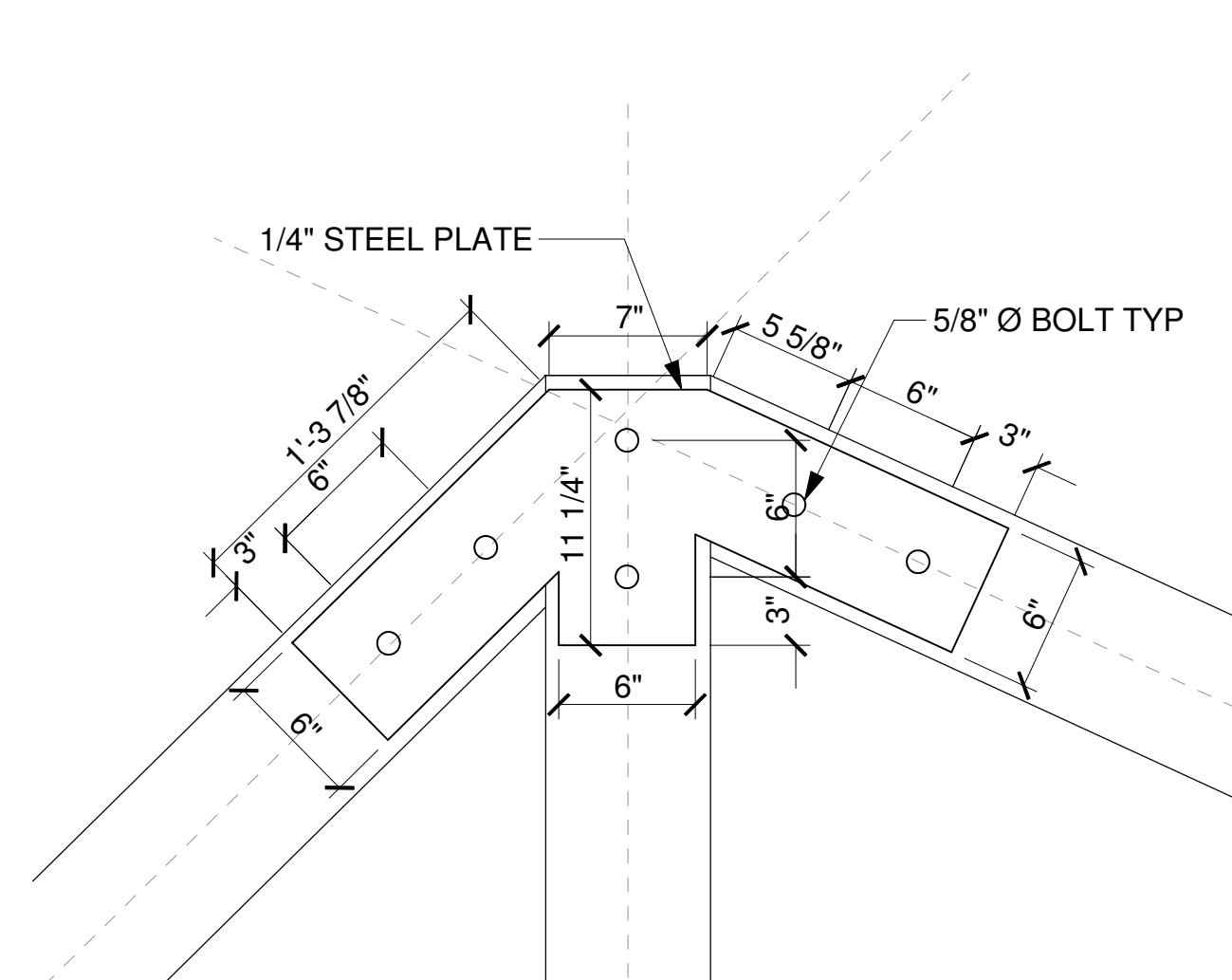
7 BEGINNING BAY TRUSS PLATE DETAIL
SCALE 1 1/2" = 1'



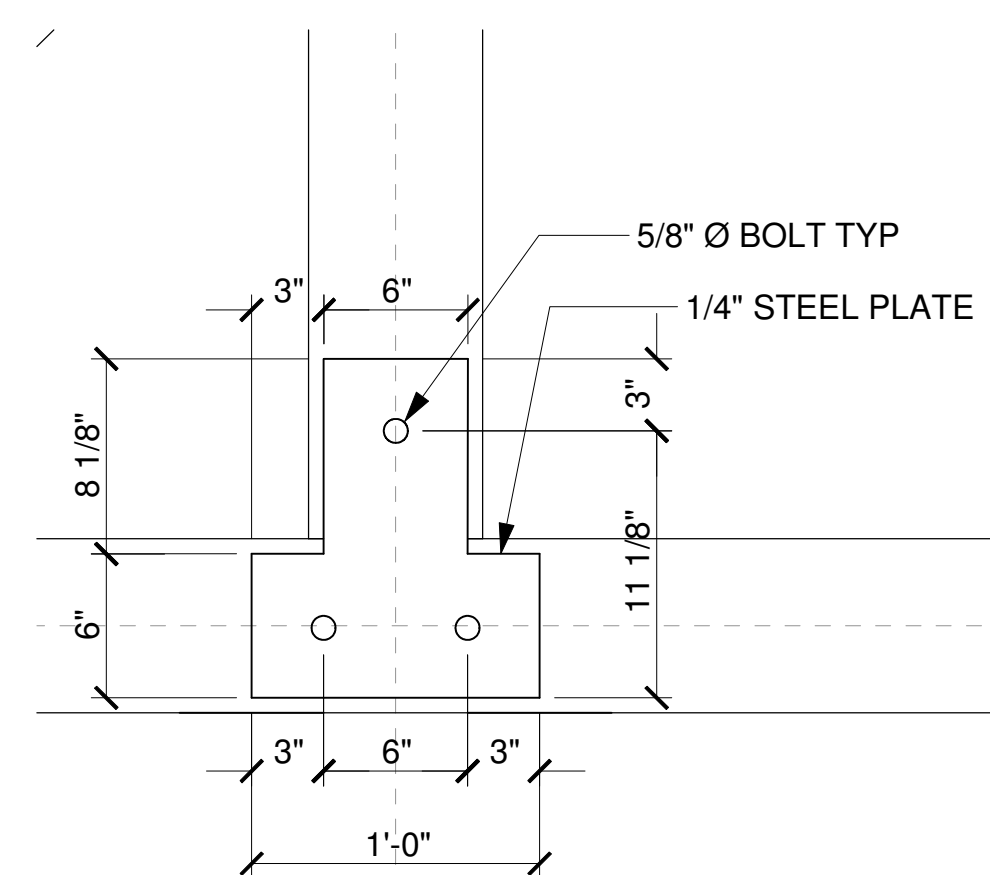
8 BEGINNING BAY TRUSS PLATE DETAIL
SCALE 1 1/2" = 1'



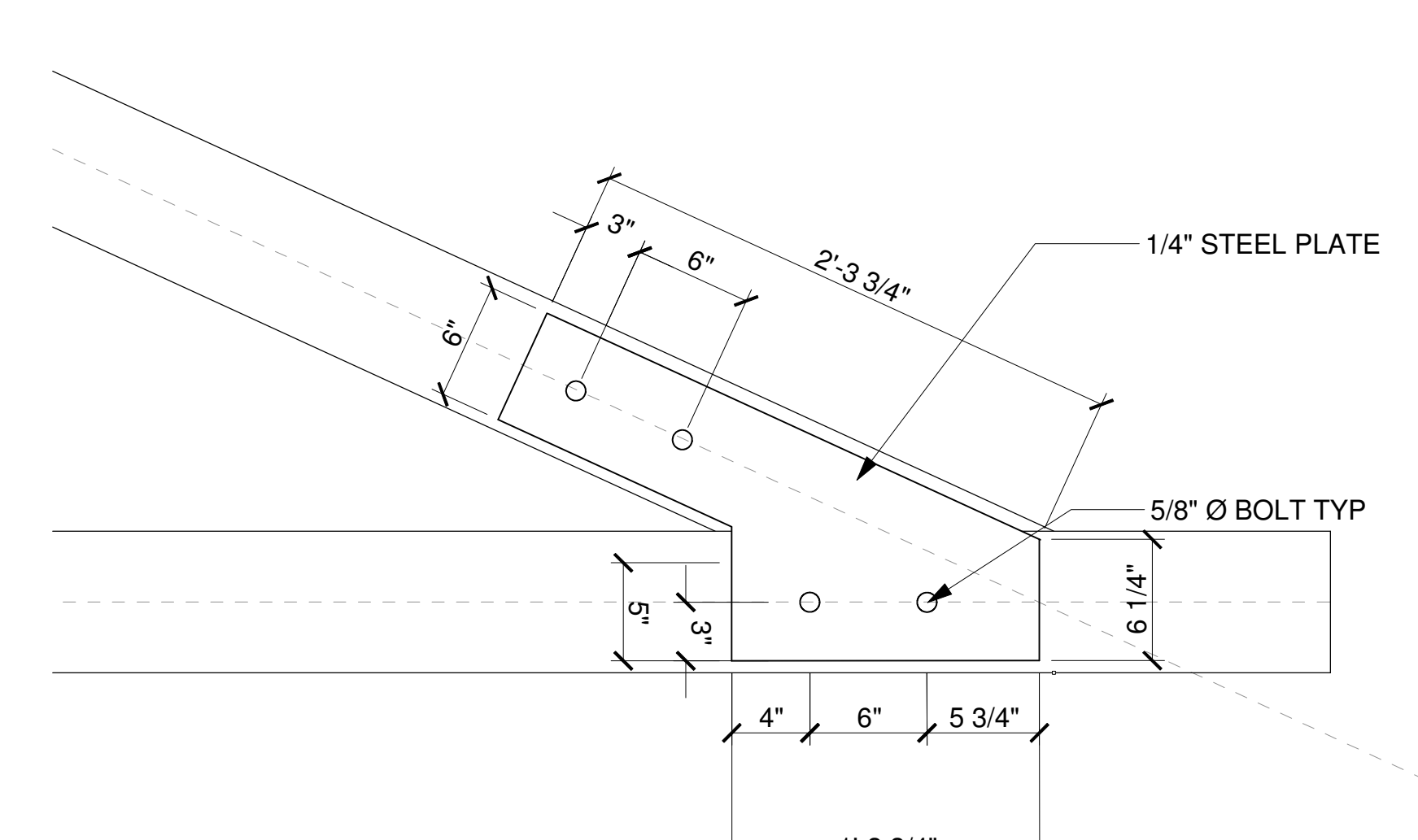
9 CORNER TRUSS PLATE DETAIL
SCALE 1 1/2" = 1'



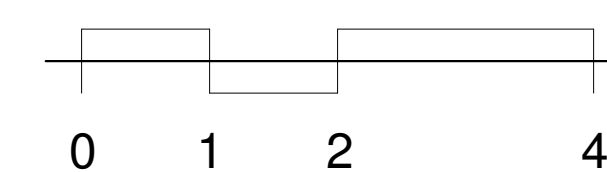
10 CORNER TRUSS PLATE DETAIL
SCALE 1 1/2" = 1'



11 CORNER TRUSS PLATE DETAIL
SCALE 1 1/2" = 1'



12 CORNER TRUSS PLATE DETAIL
SCALE 1 1/2" = 1'



LUMINAIRES SCHEDULE

NAME	DRAWING REFERENCE	MANUFACTURER	TYPE OF LAMP	DESCRIPTION	DIMMING	CCT	VOLTS	WATTS	QUANTITIES	Notes
Pitch Wall	L1	TECH Lighting	LED	Outdoor wall sconce - Black	Yes	3000K	120V	10W	8	
SoCo Pendant	L2	TECH Lighting	LED	Single socket fixture/ bare lamps	Yes	3000K	120V	8W	5	fixture length: 26"
Swell Wide Pendant	L3	Pablo Designs	LED	LED pendant, spun aluminum, PVC cord	Yes	3000K	120V	14.5W	1	fixture length: 26"
77 685	L4	BEGA	LED	LED Floodlight	Yes, 0-10V	3000K	120V	19.6W	2	Floodlights are mounted on library roof and shipping container concrete post; aimed at amphitheater.
OPMS	L5	Peerless	LED	LED Linear Suspended	Yes	3000K	120V	36W per 6ft	3	fixture length: 26"
SlimSurface LED Downlight	L6	Philips Lightolier	LED	Surface downlight	Yes	3000K	120V	9.5W	16	
Strip Lighting	L7	TBD	LED	Strip lighting	Yes	3000K	120V	TBD	6	
Versi Lite	L8	Lithonia Lighting	LED	Outdoor downlight-wet location	Yes	3000K	120V	9.7W	7	
Exit Lighting	L9	TBD	LED	Emergency exit fixture - contains battery pack	NA	3000K	120V	TBD	2	

LIGHTING/ELECTRICAL LEGEND

SYMBOL	DESCRIPTION
	L1
	L2
	L3
	L4
	L5
	L6
	L7
	L8
	L9

LIGHTING/ELECTRICAL LEGEND

SYMBOL	DESCRIPTION
	Split Duplex Receptacle
	Split Duplex Receptacle GFCI
	Range Receptacle
	Split Duplex Receptacle - Ceiling
	Split Duplex Receptacle - Ground
	Photocell Sensor
	Two Way Dimmable Switch
	Single Dimmable Switch
	Single Switch

LOAD SUMMARY:

Fixture 'L1'	10W x 8 =	80W
Fixture 'L2'	8W x 5 =	40W
Fixture 'L3'	14.5W x 1 =	14.5W
Fixture 'L4'	19.6W x 2 =	39.2W
Fixture 'L5'	36W x 3 =	108W
Fixture 'L6'	9.5W x 16 =	152W
Fixture 'L7'	TBD	
Fixture 'L8'	9.7W x 7 =	67.9W
Fixture 'L9'	TBD	
SUBTOTAL LOAD:		502W
Demand Factor 25%		125W
TOTAL LIGHTING LOAD:		627W

- NOTES:**
- 77 685 should be installed at the top of the concrete footing and aimed at the amphitheater.
 - 77 685 should be installed on the green roof top of the library and aimed at the amphitheater.

HESSAH ALZAYED
720-243-1718
heal0607@colorado.edu

PROJECT
831 E.BELMONT ST.

OWNER
CITY OF ONTARIO

OPERATED BY
HUERTA DEL VALLEONTARIO
COMMUNITYGARDEN

REVISIONS

MARK	DATE	BY

DATE
05/25/2016

SIGNED
NOT FOR CONSTRUCTION

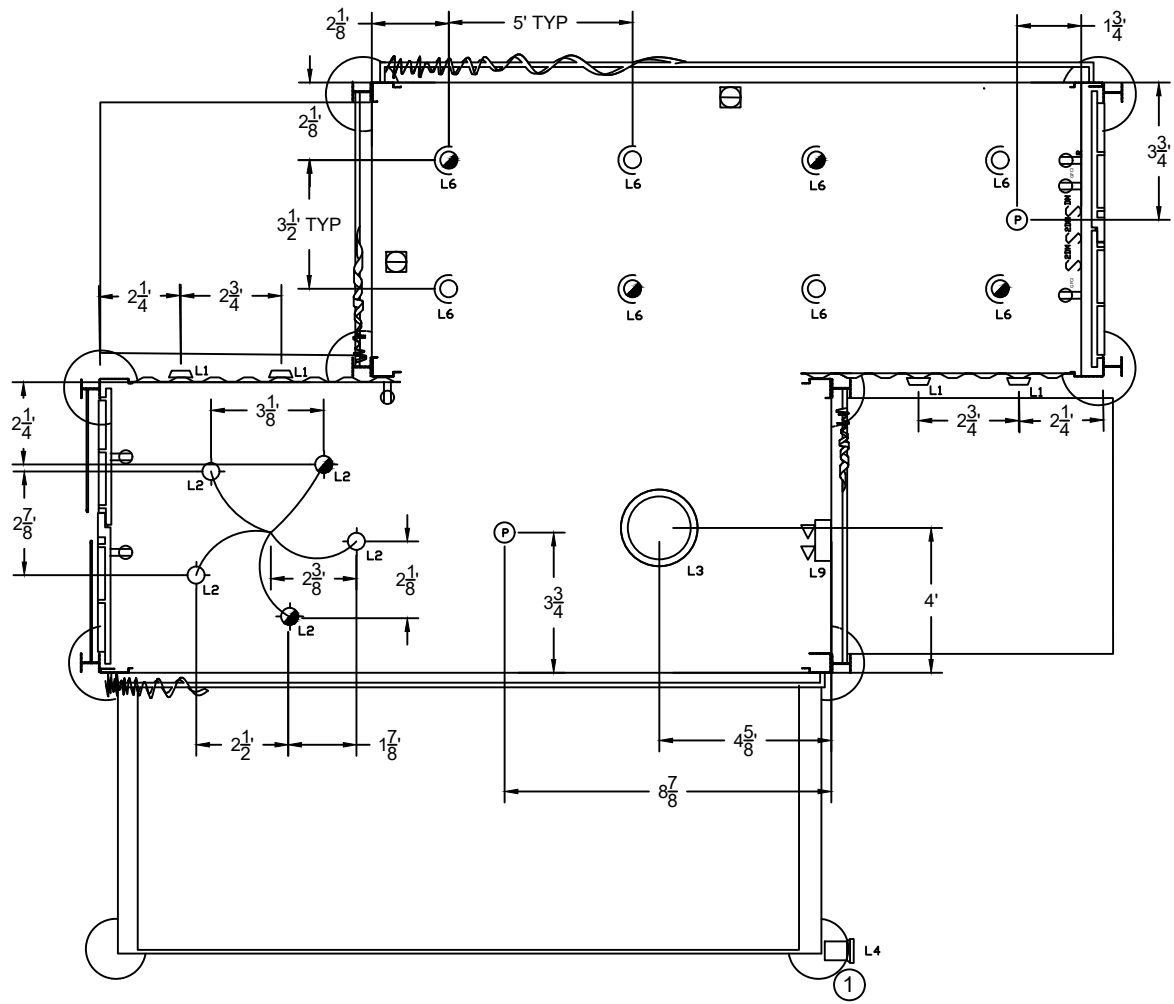
DRAWN BY
HA

TITLE

SCALE
1/4" = 1'

PAGE No:

E1



HESSAH ALZAYED
720-243-1718
heal0607@colorado.edu

PROJECT
831 E. BELMONT ST.

OWNER
CITY OF ONTARIO

OPERATED BY
HUERTA DEL VALLEONTARIO
COMMUNITYGARDEN

REVISIONS		
MARK:	DATE:	BY:

DATE 05/25/2016

SIGNED
NOT FOR CONSTRUCTION

DRAWN BY HA

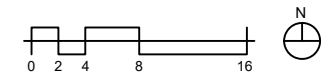
TITLE
KITCHEN/PLAYHOUSE PLAN

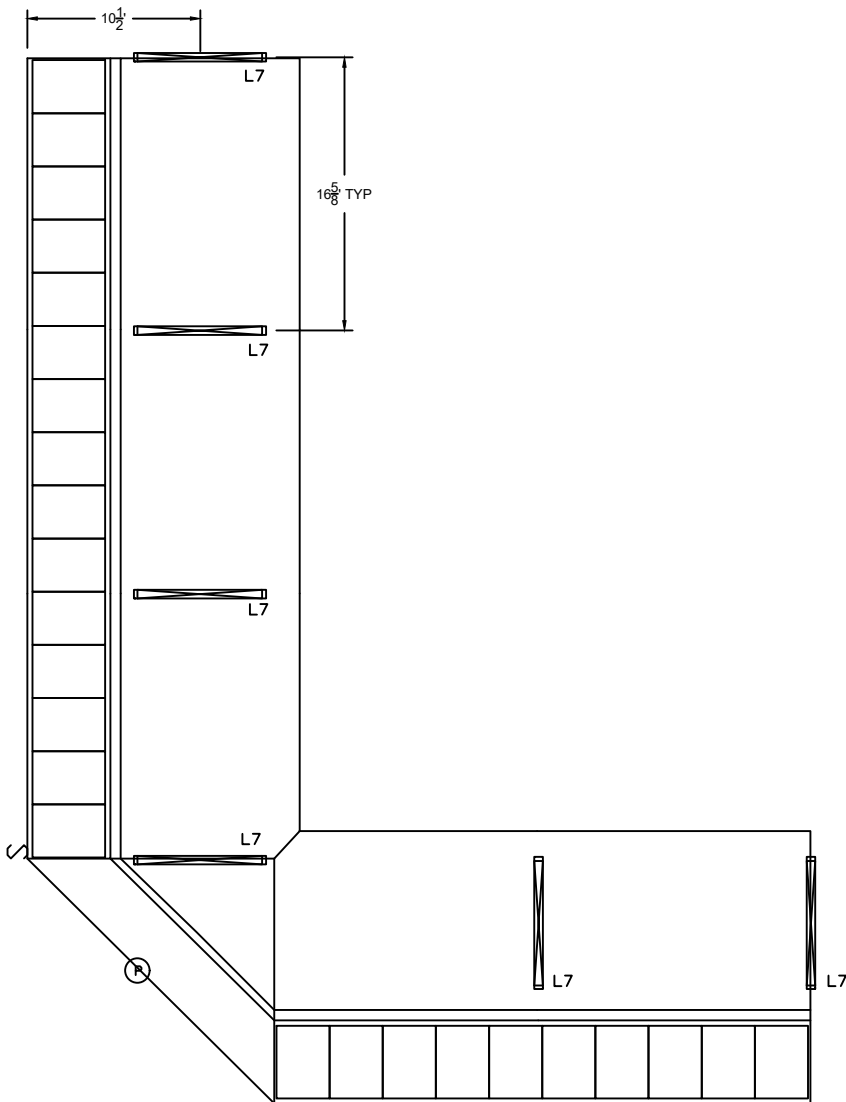
SCALE 1/4" = 1'

PAGE No:

E2

1 LIGHTING/ELECTRICAL PLAN
SCALE 1/2" = 1'





HESSAH ALZAYED
720-243-1718
heal0607@colorado.edu

PROJECT
831 E.BELMONT ST.

OWNER
CITY OF ONTARIO

OPERATED BY
HUERTA DEL
VALLEONTARIO
COMMUNITYGARDEN

REVISIONS

MARK:	DATE:	BY:

DATE
05/25/2016

SIGNED
NOT FOR
CONSTRUCTION

DRAWN BY
HA

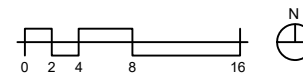
TITLE
SHADE
STRUCTURE
PLAN

SCALE
1/4" = 1'

PAGE No:

E3

1 LIGHTING/ELECTRICAL PLAN
E3 SCALE 1/2" = 1'



HESSAH ALZAYED
 720-243-1718
 heal0607@colorado.edu

PROJECT
 831 E. BELMONT ST.

OWNER
 CITY OF ONTARIO

OPERATED BY
 HUERTA DEL
 VALLEONTARIO
 COMMUNITYGARDEN

REVISIONS

MARK:	DATE:	BY:

DATE
 05/25/2016

SIGNED
**NOT FOR
 CONSTRUCTION**

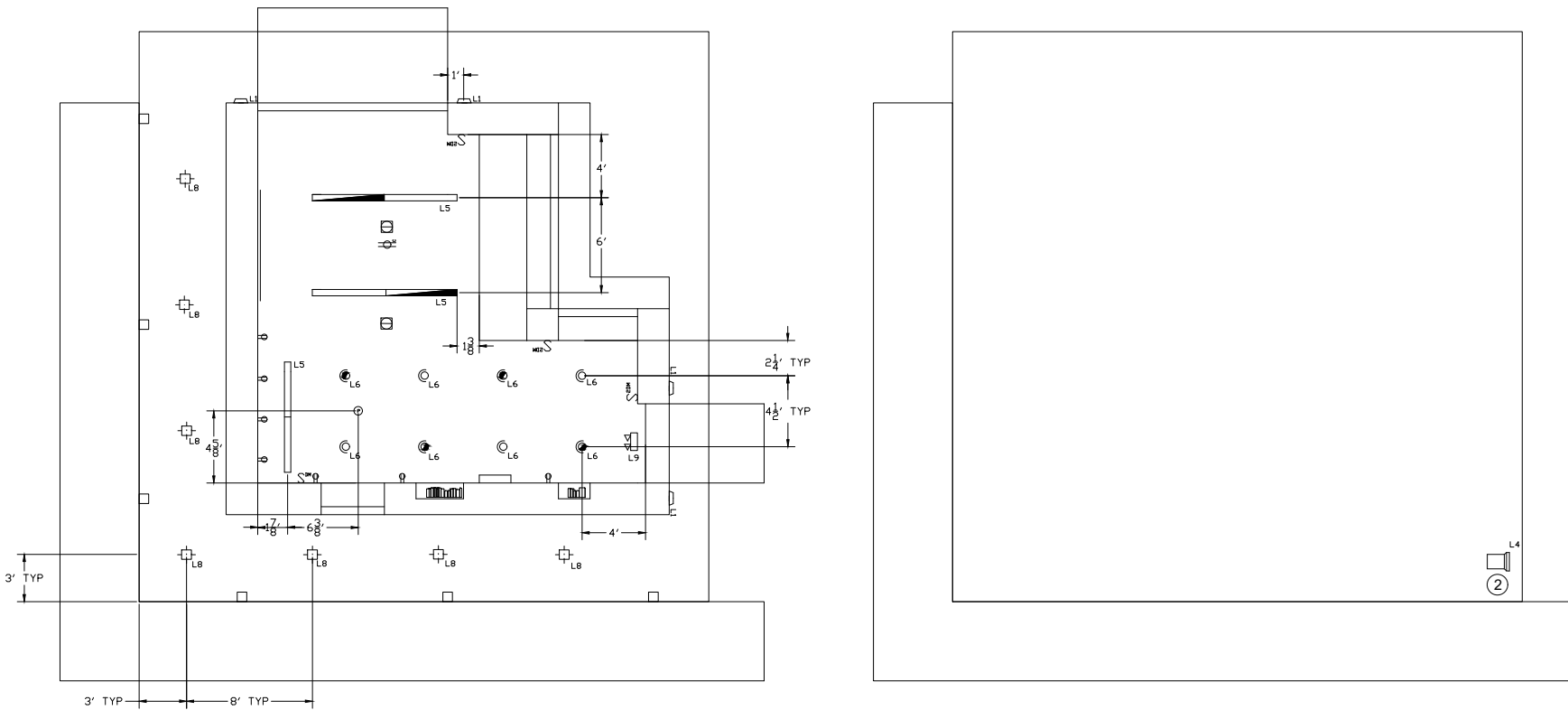
DRAWN BY
 HA

TITLE
 LIBRARY PLAN

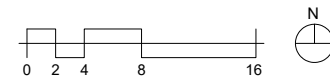
SCALE
 1/4" = 1'

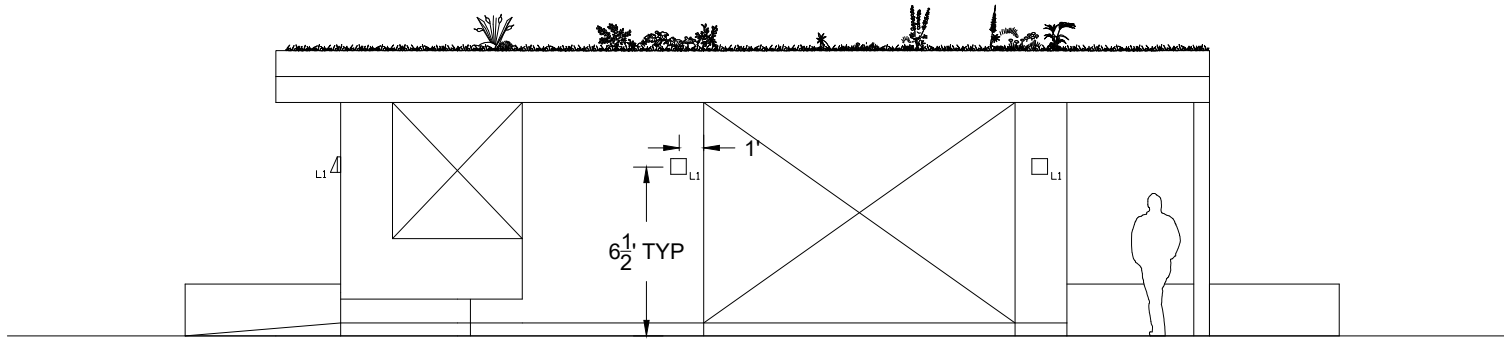
PAGE No:

E4



1
 E3 LIGHTING/ELECTRICAL PLAN
 SCALE 1/4" = 1'

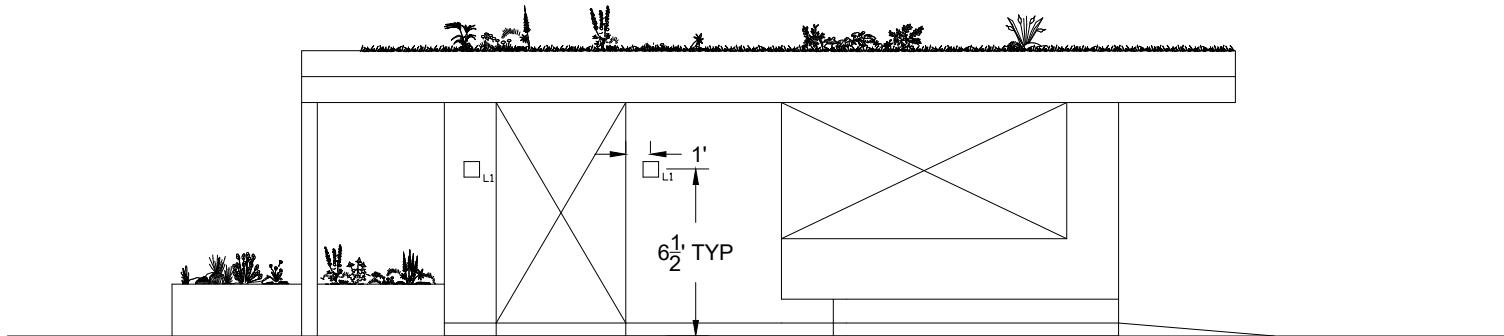




1
E5.X

NORTH ELEVATION

SCALE 1/2" = 1'



1
E5.X

EAST ELEVATION

SCALE 1/2" = 1'

HESSAH ALZAYED
720-243-1718
heal0607@colorado.edu

PROJECT
831 E.BELMONT ST.

OWNER
CITY OF ONTARIO

OPERATED BY
HUERTA DEL
VALLEONTARIO
COMMUNITYGARDEN

REVISIONS

MARK:	DATE:	BY:

DATE
05/25/2016

SIGNED
**NOT FOR
CONSTRUCTION**

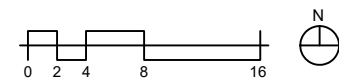
DRAWN BY
HA

TITLE
LIBRARY
ELEVATION

SCALE 1/4" = 1'

PAGE No:

E5



HESSAH ALZAYED
 720-243-1718
 heal0607@colorado.edu

PROJECT
 831 E. BELMONT ST.

OWNER
 CITY OF ONTARIO

OPERATED BY
 HUERTA DEL
 VALLEONTARIO
 COMMUNITY GARDEN

REVISIONS

MARK:	DATE:	BY:

DATE
 05/25/2016

SIGNED
 NOT FOR
 CONSTRUCTION

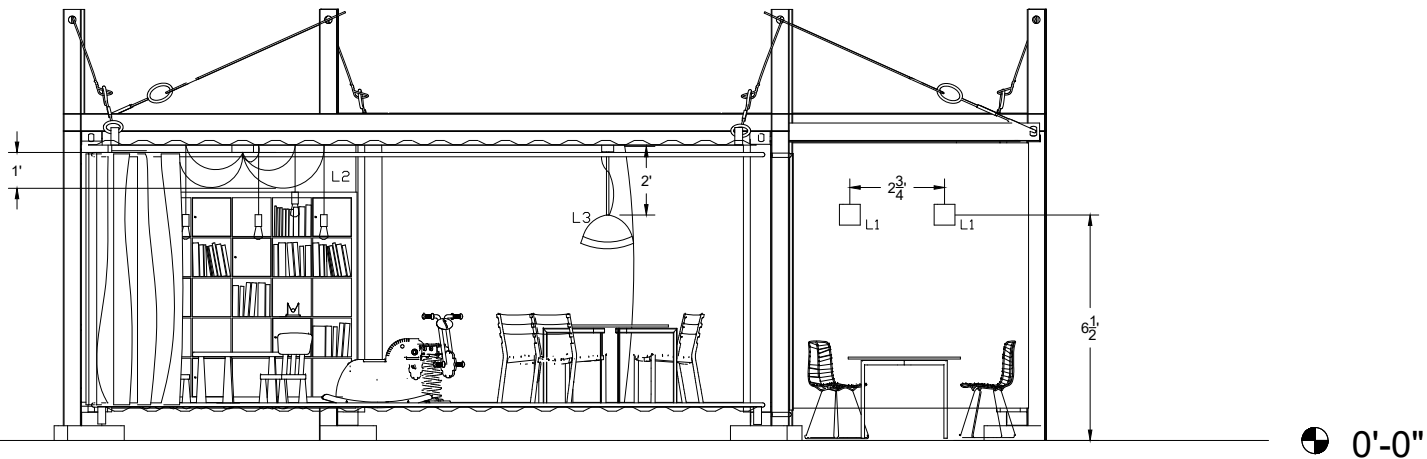
DRAWN BY
 HA

TITLE
 KITCHEN/PLAYHOUSE
 ELEVATION

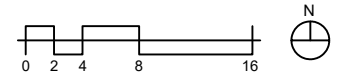
SCALE
 1/4" = 1'

PAGE No:

E6



1 SOUTH ELEVATION
 E6 SCALE 1/2" = 1'



LUMINAIRES SCHEDULE

NAME	DRAWING REFERENCE	MANUFACTURER	TYPE OF LAMP	DESCRIPTION	DIMMING	CCT	VOLTS	WATTS	QUANTITIES	Notes
Pitch Wall	L1	TECH Lighting	LED	Outdoor wall sconce - Black	Yes	3000K	120V	10W	8	
SoCo Pendant	L2	TECH Lighting	LED	Single socket fixture/ bare lamps	Yes	3000K	120V	8W	5	fixture length: 26"
Swell Wide Pendant	L3	Pablo Designs	LED	LED pendant, spun aluminum, PVC cord	Yes	3000K	120V	14.5W	1	fixture length: 26"
77 685	L4	BEGA	LED	LED Floodlight	Yes, 0-10V	3000K	120V	19.6W	2	Floodlights are mounted on library roof and shipping container concrete post; aimed at amphitheater.
OPMS	L5	Peerless	LED	LED Linear Suspended	Yes	3000K	120V	36W per 6ft	3	fixture length: 26"
SlimSurface LED Downlight	L6	Philips Lightolier	LED	Surface downlight	Yes	3000K	120V	9.5W	16	
Strip Lighting	L7	TBD	LED	Strip lighting	Yes	3000K	120V	TBD	6	
Versi Lite	L8	Lithonia Lighting	LED	Outdoor downlight-wet location	Yes	3000K	120V	9.7W	7	
Exit Lighting	L9	TBD	LED	Emergency exit fixture - contains battery pack	NA	3000K	120V	TBD	2	

GENERAL NOTES

- SCOPE OF WORK: FURNISH AND INSTALL NEW ELECTRICAL POWER, LIGHTING SYSTEMS THROUGHOUT PREMISES, AS INDICATED AND AS SPECIFIED BY THE PROJECT MANUAL, THE ARCHITECTURAL PLANS, AND THESE ELECTRICAL PLANS.
- ALL WORK SHALL BE IN COMPLIANCE WITH THE SPECIFICATIONS INCLUDED IN THE PROJECT MANUAL AND THE NATIONAL ELECTRICAL CODE.
- ALL WORK SHALL COMPLY WITH THE STATE OF CALIFORNIA, TITLE 24 AND ALL OTHER GOVERNING CODES AND ORDINANCES.
- CONTRACTOR SHALL VISIT THE SITE AND VERIFY ALL ELECTRICAL CONDITIONS THAT MAY AFFECT HIS BID AND HE SHALL INCLUDE ALL SUCH COSTS WHEN SUBMITTING HIS BID PROPOSAL. NO EXTRAS WILL BE ALLOWED IF THE CONTRACTOR DID NOT TAKE INTO CONSIDERATION AND VERIFY ALL EXISTING CONDITIONS.
- MINIMUM WIRE SIZE FOR LINE VOLTAGE SHALL BE #12 THHN/THWN. ALL CONDUCTOR SIZES SHOWN ARE RATED FOR 600 VOLTS, COPPER.
- ALL WALL MOUNTED DEVICES SHALL BE INSTALLED TO MEET ADA REQUIREMENTS, DIMENSIONS STATED ARE FROM CENTER OF DEVICE TO FINISH FLOOR LINE: SWITCHES : +48"
- RECEPTACLES/TEL./DATA OUTLETS : +18"
- ALL SYMBOLS SHOWN ON SYMBOL LIST ARE NOT NECESSARILY USED ON THIS PROJECT.
- EVERY OUTLET HEIGHT SHALL BE VERIFIED ON EACH WALL WITH THE ARCHITECT OR INTERIOR DESIGNER TO INSURE THE PROPER HEIGHT AND LOCATION WITH RESPECT TO CABINET, EQUIPMENT, CHALKBOARDS, TACK BOARDS, ETC.
- ALL WORK/MATERIALS SHOWN ON PLANS SHALL BE NEW UNLESS NOTED OTHERWISE.
- CUT AND PATCH ALL EXISTING CONSTRUCTION AS REQUIRED FOR THE PROPER INSTALLATION OF NEW ELECTRICAL WORK. ALL PATCHING SHALL BE OF THE SAME MATERIALS, WORKMANSHIP AND FINISH AS EXISTING AND SHALL ACCURATELY MATCH ALL SURROUND- ING WORK.
- UNLESS INSTRUCTED OTHERWISE, THE ELECTRICAL CONTRACTOR SHALL OBTAIN AND PAY FOR ALL PERMITS, LICENSES AND FEES REQUIRED FOR INSTALLATION OF THE ELECTRICAL WORK. FURNISH FINAL CERTIFICATE OF INSPECTION OR WRITTEN EVIDENCE OF ACCEPTANCE BY INSPECTION AUTHORITIES FOR ALL WORK INSTALLED.
- BEFORE STARTING ANY WORK, THE ELECTRICAL CONTRACTOR SHALL EXAMINE THE COMPLETE SET OF DRAWINGS FOR ALL TRADES, INCLUDING ARCHITECTURAL HEATING- VENTILATING, AIR CONDITIONING AND PLUMBING. VERIFY ALL DIMENSIONS SPACE REQUIREMENTS AND POINTS OF CONNECTION TO ALL EQUIPMENT. MAKE ANY MINOR ADJUSTMENTS NECESSARY TO AVOID CONFLICTS WITH THE BUILDING STRUCTURE AND THE WORK OF OTHER TRADES.
- THE DRAWINGS INDICATE IN A DIAGRAMMATIC MANNER, THE DESIRED LOCATIONS AND ARRANGEMENT OF THE COMPONENTS OF THE ELECTRICAL WORK. DETERMINE EXACT CONDUIT ROUTING, CONDUIT BENDS, AUXILIARY JUNCTION BOXES, SUPPORTS AND UNDEFINED CONSTRUCTION DETAILS, AS A JOB CONDITION TO BE INSTALLED IN ACCORDANCE WITH APPLICABLE CODE REQUIREMENTS.
- ALL ELECTRICAL MATERIALS SHALL BEAR THE UNDERWRITERS LABEL.
- ELECTRICAL EQUIPMENT SHALL BE LISTED BY A CITY OF LOS ANGELES RECOGNIZED ELECTRICAL TESTING LABORATORY OR APPROVED BY THE DEPARTMENT.
- NO PIPING, DUCTS OR EQUIPMENT FOREIGN TO ELECTRICAL EQUIPMENT SHALL BE PERMITTED TO BE LOCATED WITHIN THE DEDICATED SPACE ABOVE ELECTRICAL EQUIPMENT.
- FUSES SHALL BE PROVIDED WITH REJECTION TYPE FUSE HOLDER WHERE FUSES ARE USED.

HESSAH ALZAYED
720-243-1718
heal0607@colorado.edu

PROJECT
831 E.BELMONT ST.

OWNER
CITY OF ONTARIO

OPERATED BY
HUERTA DEL VALLEONTARIO COMMUNITYGARDEN

REVISIONS

MARK:	DATE:	BY:

DATE
05/25/2016

SIGNED
NOT FOR CONSTRUCTION

DRAWN BY XX

TITLE
XXX XXX XXX

SCALE AS NOTED

PAGE No:

E-X

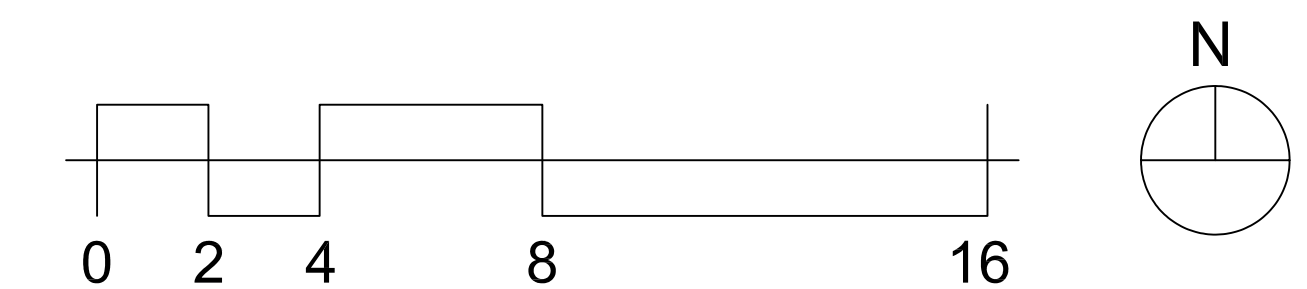
LIGHTING/ELECTRICAL LEGEND	
SYMBOL	DESCRIPTION
	L1
	L2
	L3
	L4
	L5
	L6
	L7
	L8
	L9

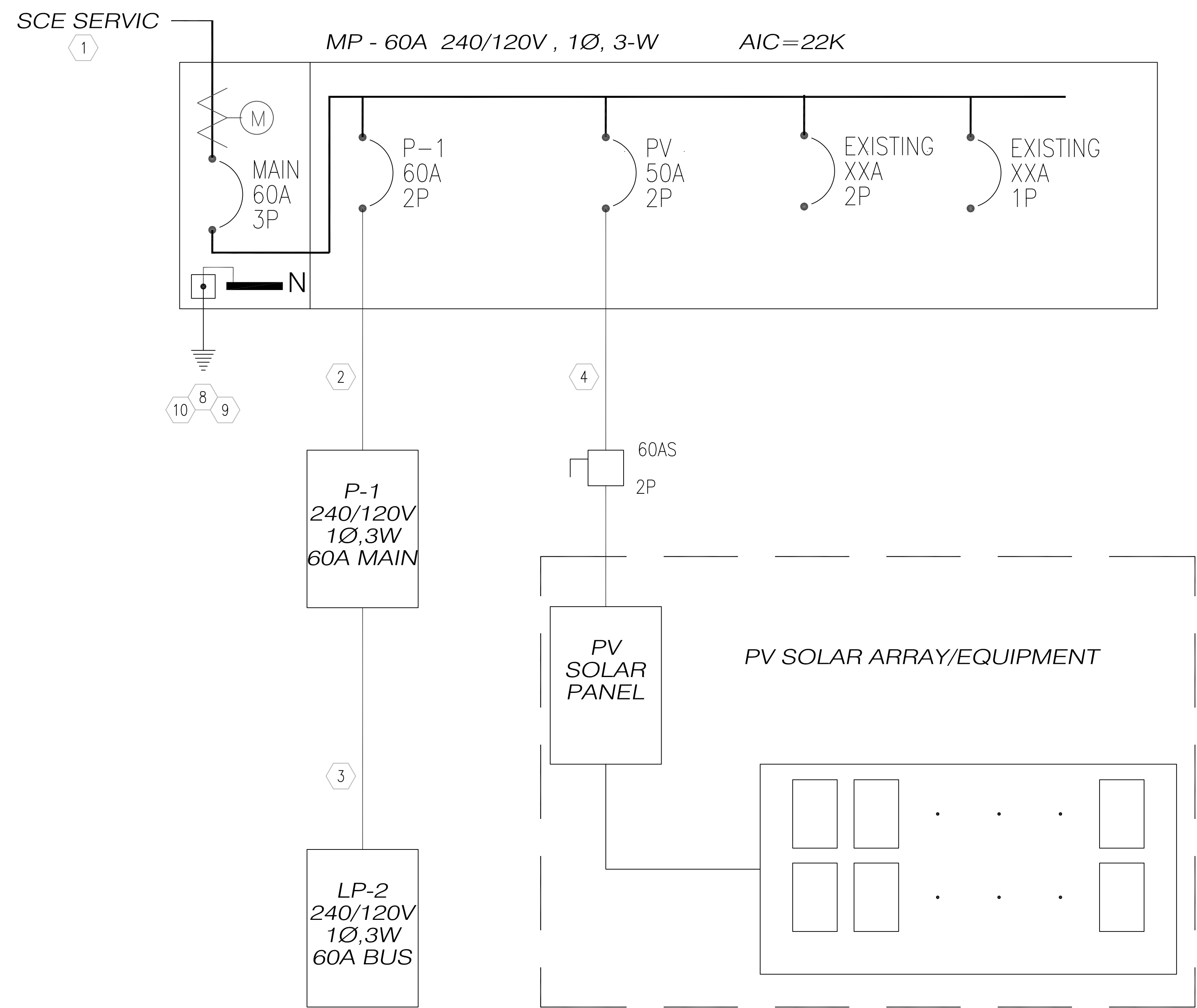
LIGHTING/ELECTRICAL LEGEND	
SYMBOL	DESCRIPTION
	Split Duplex Receptacle
	Split Duplex Receptacle GFCI
	Range Receptacle
	Split Duplex Receptacle - Ceiling
	Split Duplex Receptacle - Ground
	Photocell Sensor
	Two Way Dimmable Switch
	Single Dimmable Switch
	Single Switch

120/240 VOLTS 1 PHASE 3 WIRE													PANEL P-1 NEMA 3R			60A MAIN BKR. 60A BUSSING		
LOCATION SHADE STRUCTURE													SURFACE MOUNTING					
FEEDER													WATTAGE					
LOCATION	A	B	LTG	REC	MIS	CIR	BKR	BKR	CIR	MIS	REC	LTG	A	B	LOCATION			
LIBRARY SUB PANEL	1384						1	20-2P	2				720		GFCI			
		1384					3	15-1P	4			X		528	LIGHTING			
							5		6									
							7		8									
							9		10									
							11		12									
TOTAL THIS SIDE	1384	1384											720	528	TOTAL THIS SIDE			
TOTAL CONNECTED LOAD	4016		WATTS OR		19.3		AMP						2104	1912	TOTAL BOTH SIDE			
LCL:	660		WATTS															
FDL:	4148		WATTS OR		19.9		AMP											

120/240 VOLTS 1 PHASE 3 WIRE													PANEL P-1 NEMA 3R			60A MAIN BKR. 60A BUSSING		
LOCATION SHADE STRUCTURE													SURFACE MOUNTING					
FEEDER													WATTAGE					
LOCATION	A	B	LTG	REC	MIS	CIR	BKR	BKR	CIR	MIS	REC	LTG	A	B	LOCATION			
LIBRARY SUB PANEL	1384						1	20-2P	2				720		GFCI			
		1384					3	15-1P	4			X		528	LIGHTING			
							5		6									
							7		8									
							9		10									
							11		12									
TOTAL THIS SIDE	1384	1384											720	528	TOTAL THIS SIDE			
TOTAL CONNECTED LOAD	4016		WATTS OR		19.3		AMP						2104	1912	TOTAL BOTH SIDE			
LCL:	660		WATTS															
FDL:	4148		WATTS OR		19.9		AMP											

PROJECT LOAD CALCULATION	
LIBRARY STRUCTURE 1450SFT @3VA/SFT	4350 VA
SHADE STRUCTURE LIGHTING @125%	660 VA
POWER POLE FOR PORTABLE	1000 VA
TOTAL CALCULATED LOAD	6010 VA
AT 120/240V SINGL EPHASE	25 A





HESSAH ALZAYED
720-243-1718
heal0607@colorado.edu

PROJECT
831 E.BELMONT ST.

OWNER
CITY OF ONTARIO

OPERATED BY
HUERTA DEL VALLEONTARIO COMMUNITYGARDEN

REVISIONS

MARK:	DATE:	BY:

DATE
05/25/2016

SIGNED
NOT FOR CONSTRUCTION

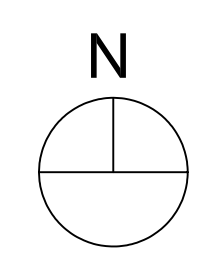
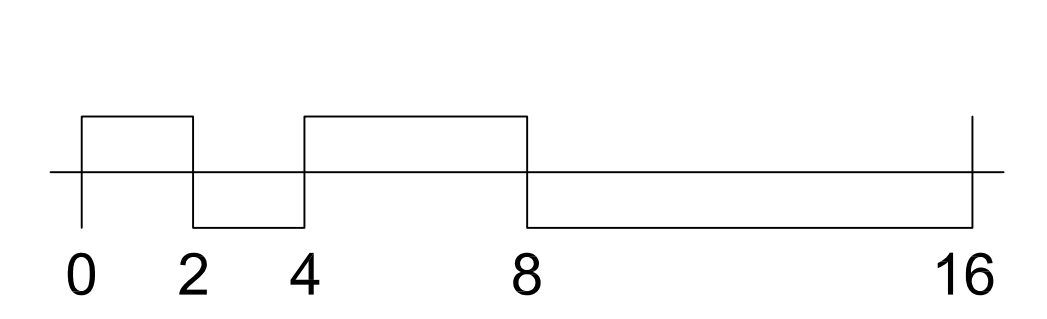
DRAWN BY
XX

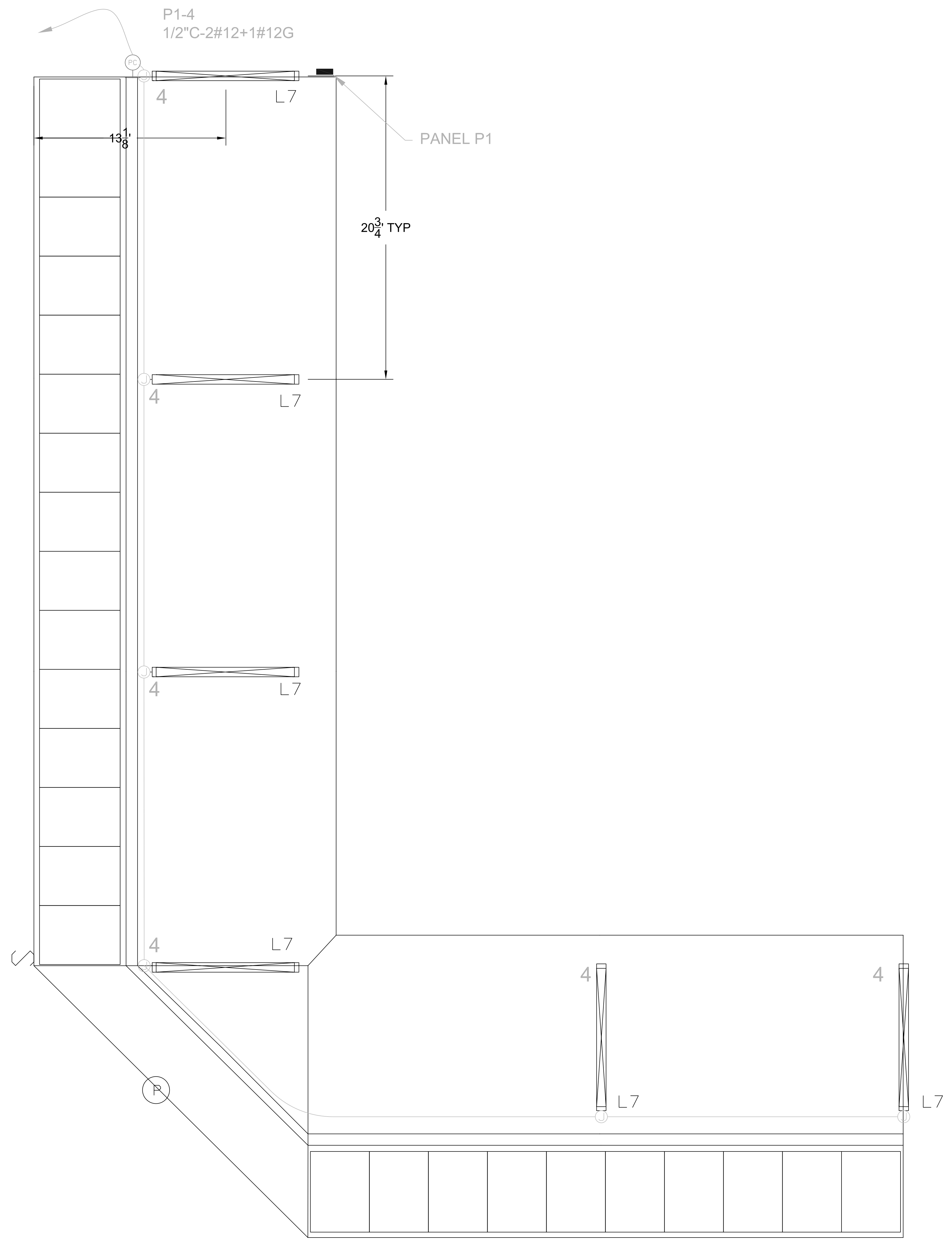
TITLE
XXX XXX XXX

SCALE
AS NOTED

PAGE No:

E-X





HESSAH ALZAYED
 720-243-1718
 heal0607@colorado.edu

PROJECT
 831 E.BELMONT ST.

OWNER
 CITY OF ONTARIO

OPERATED BY
 HUERTA DEL VALLEONTARIO
 COMMUNITYGARDEN

REVISIONS

MARK:	DATE:	BY:

DATE
 05/25/2016

SIGNED
 NOT FOR CONSTRUCTION

DRAWN BY
 HA

TITLE
 SHADE
 STRUCTURE
 PLAN

SCALE
 1/4" = 1'

PAGE No:

E3

1
 E3

LIGHTING/ELECTRICAL PLAN

SCALE 1/2" = 1'

